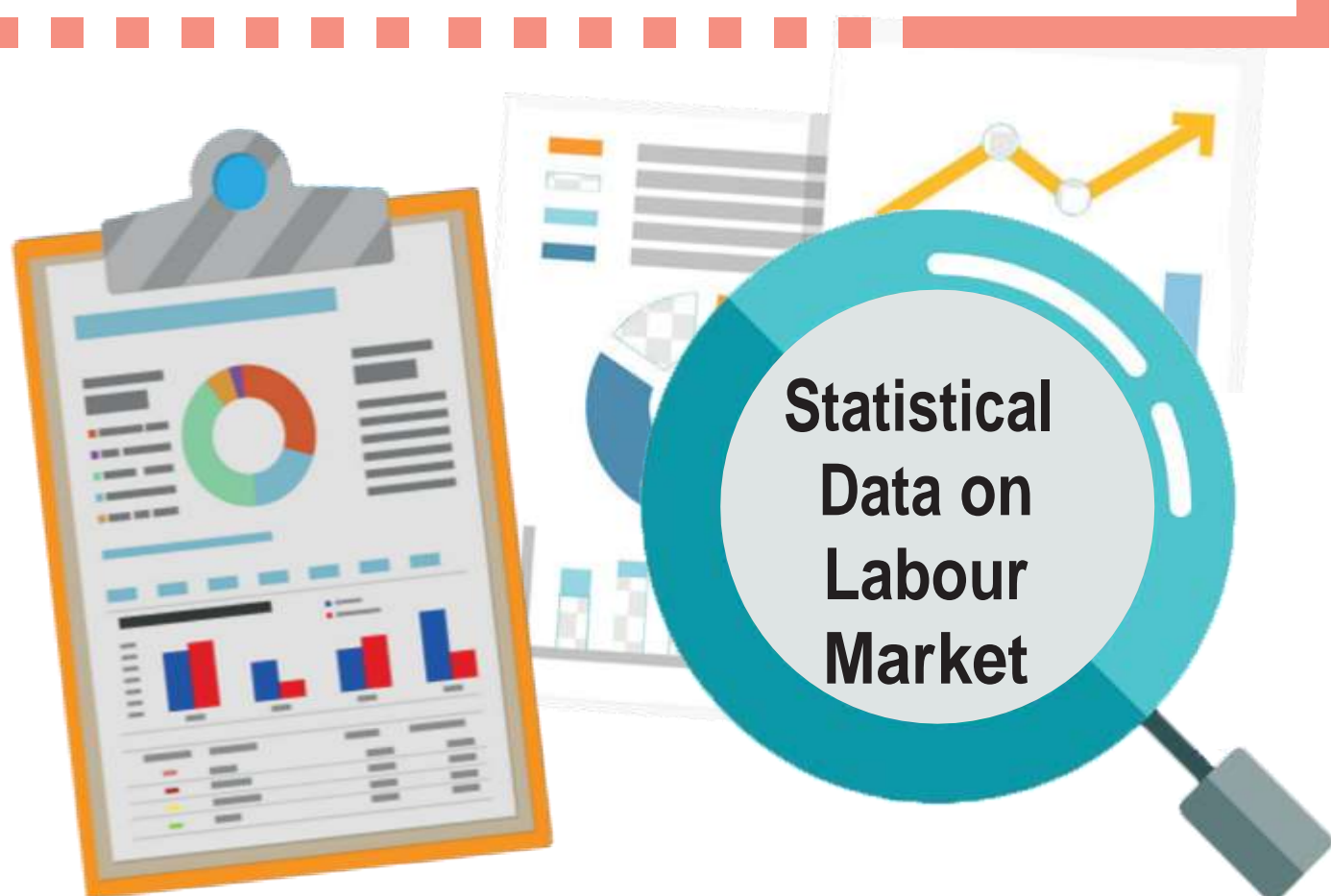


MINISTRY OF LABOUR, HUMAN RESOURCE DEVELOPMENT AND TRAINING
(Human Resource Development and Training Division)

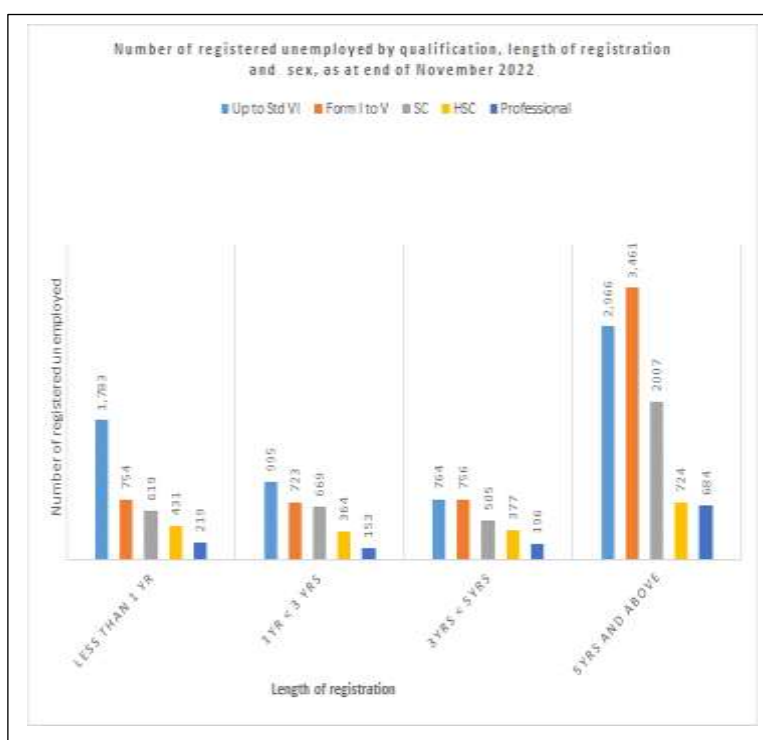
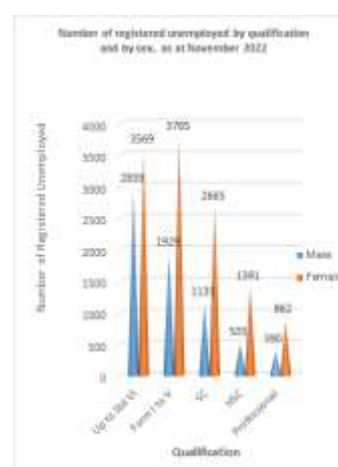
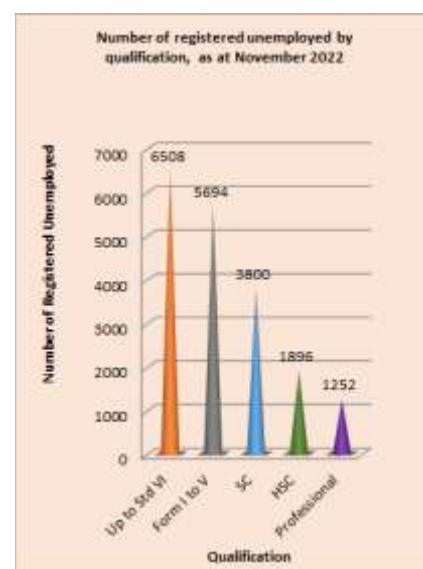
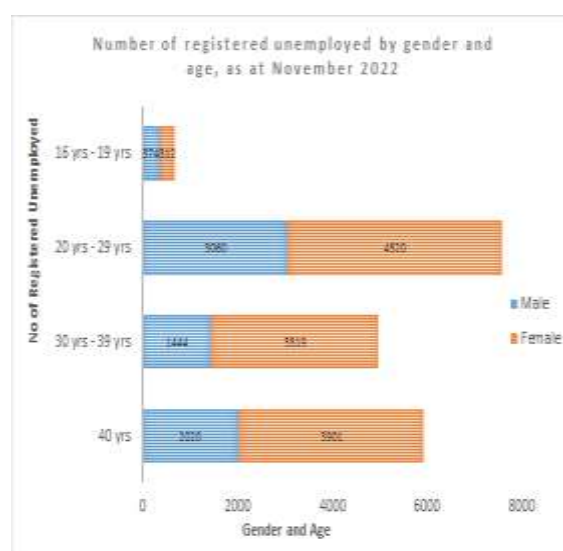
NATIONAL EMPLOYMENT DEPARTMENT
MONTHLY BULLETIN
NOVEMBER 2022



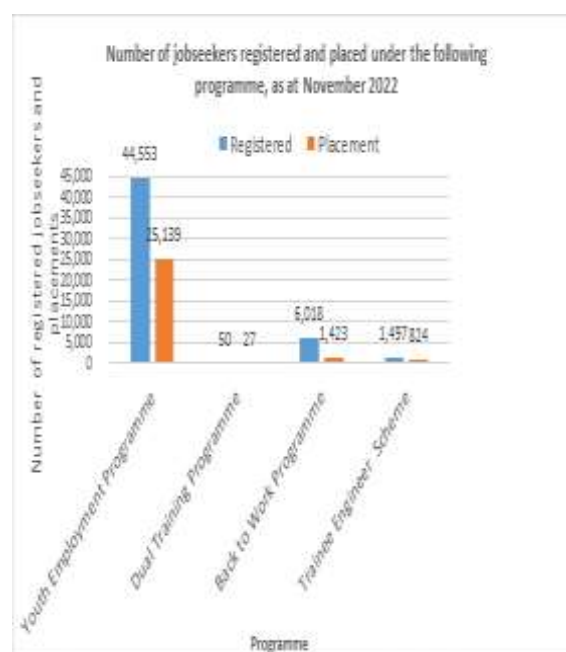
39,430 jobseekers seeking employment including (19,150) as unemployed or a better job (20,280) as at end of November 2022



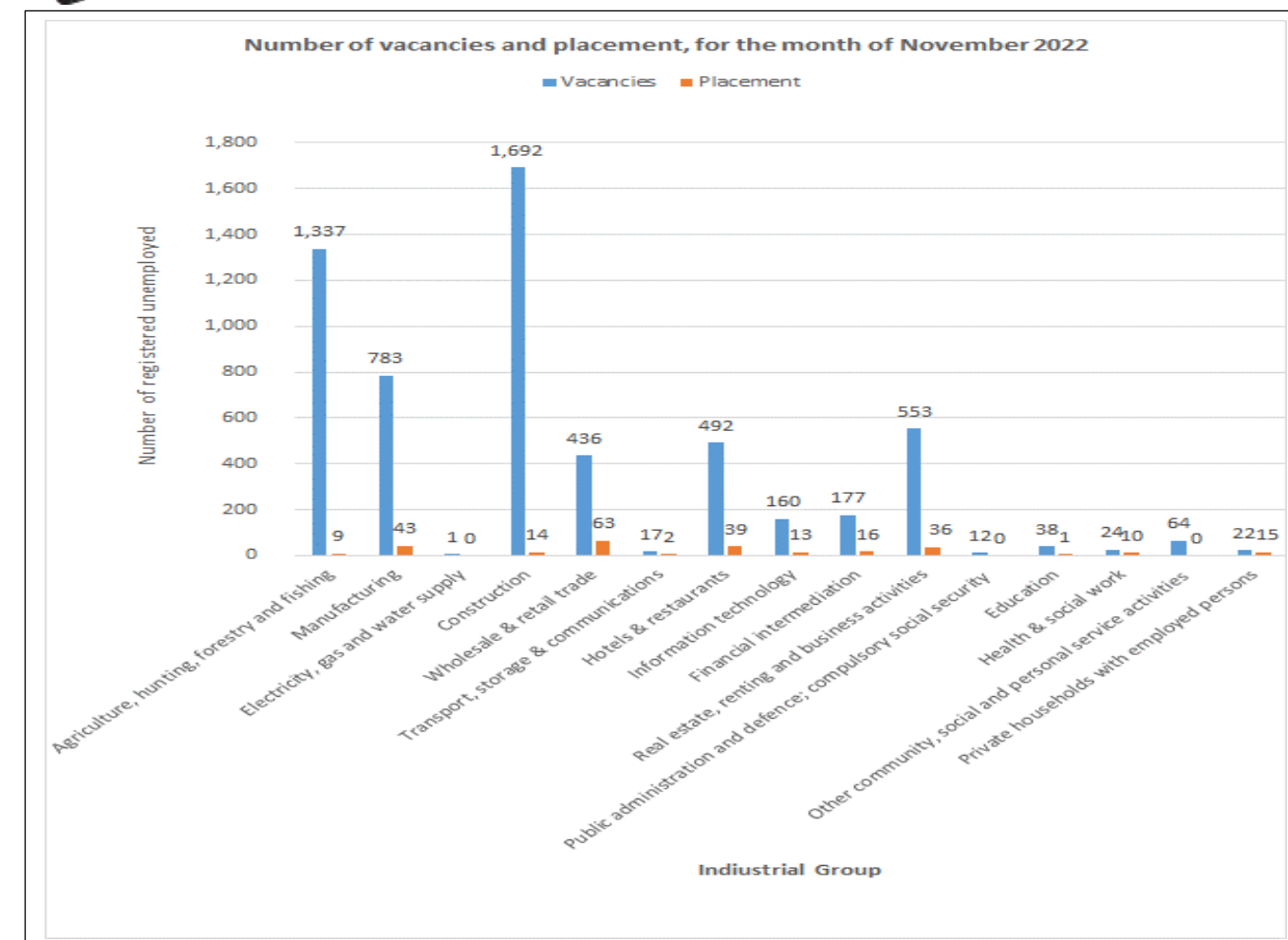
Profiling of unemployed jobseekers



Training Programmes



Vacancies & Placement – Industrial Group



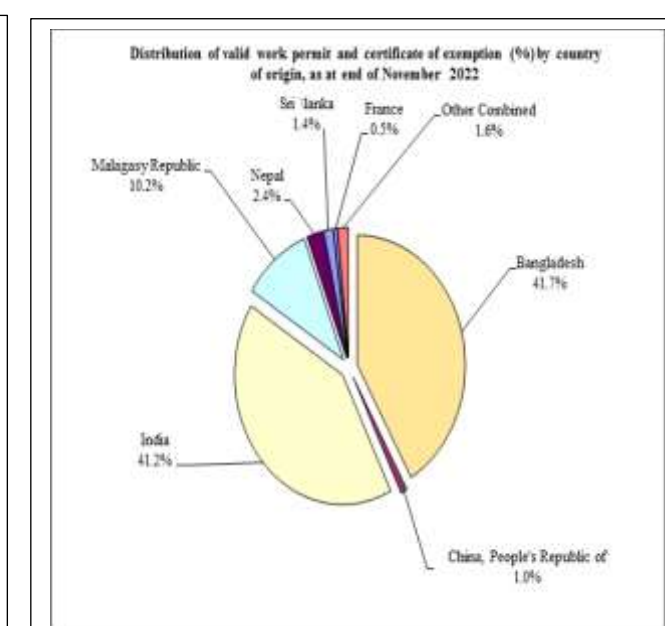
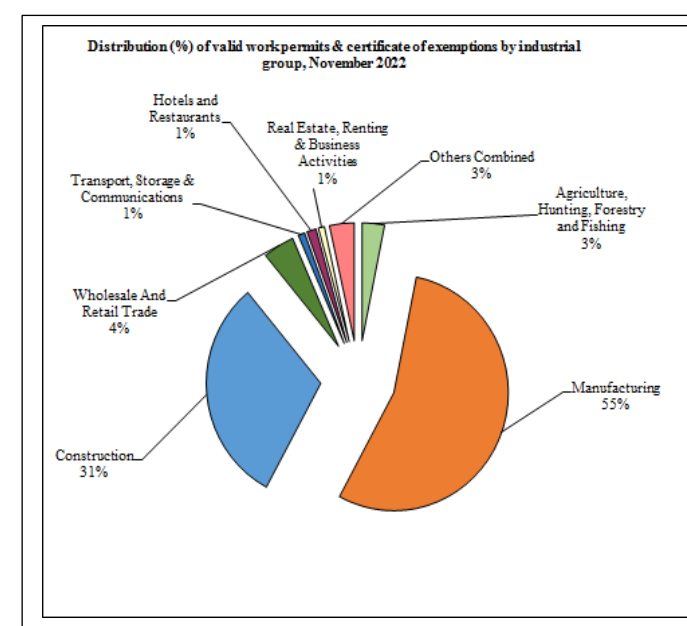
Foreign Workers (Work Permits and Certificate of Exemption: 37 560)




Male: 32 560



Female: 5 000





Please Open To View

National Employment Department Monthly Bulletin - November 2022

CONTENTS

	Page
Fact Sheet on Labour Market Indicators	4a - 4b
Section 1 - Registered unemployed in Mauritius	
1. Introduction	6 - 19
2. Registered jobseekers, as at the end of November 2022	6 - 10
Table 1 - Number of registered Unemployed and In Employment jobseekers by sex, as at end of November 2022	6
Table 2 - Registered unemployed jobseekers by age group and sex, as at end of November 2022	7
Table 3 - Registered unemployed jobseekers by qualification and sex, as at end of November 2022	8
3. In employment and seeking another job	10
4. De-registration	10
5. Vacancies	10 - 11
Table 4 - Number of vacancies notified in November 2022	10
Table 4a - Number of vacancies notified by occupation (20 and more) in November 2022	11
6. Workfare Programme	12
Table 5 - Laid off workers registered and redeployed for the month of November 2022	12
7. Magazine de L'Emploi et des Metiers	12
Table 6 - Statistics on Magazine de L'Emploi et des Metiers, as at 30 November 2022	12
8. Website of National Employment Department	13
Table 7 - Statistics on the website	13
9. Youth Employment Programme, Dual Training Programme, Back to Work Programme and Trainee Engineer Scheme	14 - 16
10. Career Guidance Service Unit	16 - 17
11. Job Placement	17 - 18
Table 8 - Type of placements by sex, November 2022	18
12. Work Permits and Certificates of Exemption	19
Table 9 - Number of registered unemployed by qualification, length of registration, sex & age group, as at end of November 2022	20 - 20a
10 - Number of registered Unemployed and In Employment jobseekers by EIC and sex, as at end of November 2022	21
11 - Change in number of registered unemployed by age group & sex, October 2022 - November 2022	22
12 - Number of registered unemployed by occupational group & sex, as at end of November 2022	22
13 - Number of registered unemployed by district and sex, as at end of November 2022	24
14 - Number of registered unemployed by locality and sex, as at the end of November 2022	24 - 26
15 - Number of registered unemployed with disabilities by nature of disability and sex, as at end of November 2022	27

Table 16	- Number of unemployed new registrants, re-registrants & those who reported for maintaining their registration by Employment Information Centre & sex, November 2022	28
17	- Change in the number of new unemployed registrants by educational attainment & sex, October 2022 - November 2022	29
18	- Number of new unemployed registrants by educational attainment, sex & age group, November 2022	29
19	- Number of new unemployed registrants by occupational group and sex, November 2022	30
20	- Number of In Employment new registrants, re-registrants & those who reported for maintaining their registration by Employment Information Centre & sex, November 2022	30
21	- Number of Unemployed and In Employment jobseekers de-registered by EIC and sex, November 2022	31
22	- Number of vacancies notified in EICs by industrial group and sex, November 2022	32
23	- Number of vacancies notified in the press by industrial group and sex, November 2022	32
24	- Number of vacancies notified in the press and in EICs by industrial group and skill level, November 2022	33
25	- Change in number of vacancies notified in the press and in EICs by industrial group, October 2022- November 2022	35
26	- Number of placements effected under the Youth Employment Programme by industrial group and sex, November 2022	36
27	- Result of submission of candidates to employers for job placement effected in November 2022	37
28	- Number of placements effected by industrial group, occupation and sex, November 2022	38 - 41

Work Permits and Certificates of Exemption

Table 29	- Number of new work permits issued by industrial group, occupation and sex, November 2022	43 - 47
30	- Number of work permits renewed by industrial group, occupation and sex, November 2022	48 - 51
31	- Number of new work permits issued and renewed work permits by country of origin and sex, November 2022	52
32	- Number of new and renewed work permits by industrial group and sex, November 2022	54
33	- Number of certificates of exemption issued and renewed by country of origin & sex, November 2022	55
34	- Number of valid work permits and certificates of exemption by industrial group & sex, as at end of November 2022	56
35	- Number of valid work permits and certificates of exemption by country of origin & sex, as at end of November 2022	57 - 58

Section 2 - Registered unemployed in the Island of Rodrigues

Table 1.1	- Number of registered unemployed and in employment jobseekers by sex, as at end of November 2022	60
1.2	- Number of registered unemployed and in employment by sex and age group, as at end November 2022	60
1.3	- Registered unemployed jobseekers by qualification & sex, as at end of November 2022	61
1.4	- Number of registered unemployed by qualification, length of registration, sex & age group, as at end of November 2022	62 - 63
1.5	- Number of registered unemployed by occupational group & sex, as at end of November 2022	65
1.6	- Number of Unemployed and In Employment new registrants, re-registrants & those who reported for maintaining their registration by sex, November 2022	65
1.7	- Number of registered unemployed with disabilities by nature of disability and sex, as at end of November 2022	66

Glossary		67 - 70
-----------------	--	---------

FIGURES

ISLAND OF MAURITIUS

Figure 1	- Registered unemployed by educational attainment, as at end of November 2022	23
2	- Number of registered unemployed by age group & sex, as at end of November 2022	23
3	- Number of vacancies by industrial group, November 2022	34
4	- Distribution (%) of vacancies by skill level, November 2022	34
5	- Distribution (%) of new work permits & renewed work permits by country of origin, November 2022	53
6	- Number of new work permits issued & renewed work permits by industrial group, November 2022	53

ISLAND OF RODRIGUES

Figure 7	- Registered unemployed by educational attainment, as at end of November 2022	64
8	- Number of registered unemployed by age group & sex, as at end of November 2022	64

Fact Sheet on Labour Market Indicators: Human Resource Development and Training Division

Indicators	Sep-22	Oct-22	Change	% Change
Registered jobseekers	40,288	39,676	-612	-2
Male	17,780	17,508	-272	-2
Female	22,508	22,168	-340	-2
Registered unemployed jobseekers	19,739	19,452	-287	-1
Male	6,957	6,933	-24	0
Female	12,782	12,519	-263	-2
Registered In employment jobseekers	20,260	20,224	-36	0
Male	10,631	10,575	-56	-1
Female	9,629	9,649	20	0
Registered unemployed professional jobseekers	1,284	1,261	-23	-2
Male	404	401	-3	-1
Female	880	860	-20	-2
Registered unemployed youth jobseekers (16 - 35 years)	12,012	11,712	-300	-2
Male	4,591	4,490	-101	-2
Female	7,421	7,222	-199	-3
Registered new unemployed jobseekers	543	557	14	3
Male	239	306	67	28
Female	304	251	-53	-17
Registered unemployed jobseekers with disabilities	126	121	-5	-4
Male	85	82	-3	-4
Female	41	39	-2	-5
Vacancies notified or advertised	4,023	3,455	-568	-14
Employment Information Centres	3,422	2,754	-668	-20
Press	601	701	1,380	230
Jobseekers referred for vacancies notified	5,078	4,038	-1,040	-20
Male	2,323	1,943	-380	-16
Female	2,755	2,095	-660	-24
Jobseekers placed	430	433	3	1
Male	170	188	18	11
Female	260	245	-15	-6
Valid work permits	29,328	30,333	1,005	3
Male	24,740	25,532	792	3
Female	4,588	4,801	213	5
Valid certificates of exemption	6,003	6,461	458	8
Male	5,874	6,336	462	8
Female	129	125	-4	-3

For more information, visit the website of the Human Resource Development and Training Division:
<https://mauritiusjobs.govmu.org>

Fact Sheet on Labour Market Indicators: Statistics Mauritius

Indicators	2 nd Quarter 2022	3 rd Quarter 2022
Active Population (Labour Force)	560,800	567,600
Male	334,800	342,000
Female	226,000	225,600
Activity rate (%)	55.4	56.1
Male	68.4	69.9
Female	43.2	43.2
Employed population	515,500	524,800
Male	312,600	321,800
Female	202,900	203,000
Unemployed population	45,300	42,800
Male	22,200	20,200
Female	23,100	22,600
Unemployed with tertiary qualifications	7,500	6,000
Male	3,500	2,500
Female	4,000	3,500
Unemployed youth (16-35 years)	32,500	29,600
Male	16,600	15,600
Female	15,900	14,000
Unemployment rate (%)	8.1	7.5
Male	6.6	5.9
Female	10.2	10.0
	2021¹	2022²
GDP Growth Rate at market prices (%)	+3.5	+7.8
	2021	2022
The Headline Inflation Rate (%) for year and for twelve months ending	4.0	10.8

For more information, visit the website of Statistics Mauritius: <https://statsmauritius.govmu.org>

¹ Revised

² Forecast

SECTION I



National Employment Department Monthly Bulletin – November 2022

1. Introduction

This is a monthly bulletin prepared by the Ministry of Labour, Human Resource Development and Training to present data on registered unemployed, vacancies, placements of jobseekers and work permits. This present issue refers to the month of November 2022 for the Island of Mauritius and Island of Rodrigues.

The data are compiled based on information collected at the thirteen Employment Information Centres (EICs) throughout the island and at the different units of the National Employment Department.

Registered unemployed comprise new registrants, re-registrants and those maintaining their registration. “New registrants” refers to new jobseekers wishing to be placed on the live register of unemployed of the National Employment Department. “Re-registrants” refers to those who have ceased registration for a period not exceeding two years, and come back to be re-admitted on the live register. If the break is more than two years then the case will be considered as a new one.

2. Registered jobseekers as at the end of November 2022

The total number of registered unemployed at the end of November 2022 stood at 19,150 (6,898 males and 12,252 females). These figures include laid off workers who are registered under the Workfare Programme.

In addition to registered unemployed, 20,280 jobseekers (10,630 males and 9,650 females), who though already in employment, were registered at the Employment Information Centres, in search of a better job.

Table 1 - Number of registered Unemployed and In Employment jobseekers by sex, as at end of November 2022

Registered Jobseekers	Male	Female	Both sexes
Unemployed	6,898	12,252	19,150
In Employment	10,630	9,650	20,280
Total	17,528	21,902	39,430

2.1 Distribution of registered unemployed by sex and age, qualification, length of registration, occupational group, district, locality and disability as at the end of November 2022

2.1.1 Distribution by sex and age (Tables 2 and 9)

The proportion of females among the registered unemployed was 64% against 36% for males. The proportion of registered unemployed aged between 16 and 29 years was 50% for males and 39% among females respectively. The mean age worked out to 34 years for male and 36 years for female jobseekers. The table below provides for the profile of registered unemployed jobseekers by age group.

Table 2 - Registered unemployed jobseekers by age group and sex, as at end of November 2022

Age group	Male		Female		Total	
	Number	%	Number	%	Number	%
16-29	3,434	50	4,832	39	8,266	43
30-34	843	12	1,867	15	2,710	14
35-39	601	9	1,652	13	2,253	12
40-44	645	9	1,888	15	2,533	13
45-49	496	7	1,154	9	1,650	9
50-54	388	6	457	4	845	4
55-65	491	7	402	3	893	5
Total	6,898	100	12,252	100	19,150	100

2.1.2 Distribution by qualification (Table 9)

Among the registered unemployed, some 25% have never been to school or did not pass the Certificate of Primary Education; while about 9% possessed the CPE as the only qualification. Another 30% have followed secondary education (Form I to V), without passing the School Certificate. The proportion of registered unemployed with SC, HSC and tertiary education were 20%, 10% and 7% respectively.

In general, female registered unemployed are more qualified than their male counterparts. The percentage of males and females who did not possess their Certificate of Primary Education was 32% and 21% respectively. On the other hand, 16% of males and 22% of females registered unemployed have attained the School Certificate, 7% of males and 11% of females the Higher School Certificate and 6% of males and 7% of females as professionals. The next table provides for the profile of registered unemployed jobseekers by qualification and sex.

Table 3 - Registered unemployed jobseekers by qualification and sex, as at end of November 2022

Qualification	Male		Female		Total	
	Number	%	Number	%	Number	%
Education Nil + Std VI Failed	2,241	32	2,566	21	4,807	25
Standard VI Passed	698	10	1,003	8	1,701	9
Form I to V (including SC failed)	1,929	28	3,765	31	5,694	30
SC	1,135	16	2,665	22	3,800	20
HSC	505	7	1,391	11	1,896	10
Professional	390	6	862	7	1,252	7
Total	6,898	100	12,252	100	19,150	100

2.1.3 Distribution by length of registration (Table 9)

Out of the 19,150 registered unemployed as at the end of November 2022, 20% have registered for less than one year and 15% have been registered for a period between one and three years. It is to be noted that 51% have been on the registration list for five years or more. On average, an unemployed has been in registration for 3.5 years. The average length of registration for females being slightly higher than that of males, 3.7 years compared to 3.1 years.

2.1.4 Number of registered unemployed & In employment by EICs & Gender (Table 10)

Table 10 provides for the number of registered Unemployed and In Employment jobseekers by EIC and sex, as at the end of November 2022.

2.1.5 Comparison with the previous month (Table 11)

Compared to October 2022, the number of registered unemployed has decreased by 302 from 19,452 from October 2022 to 19,150 for November 2022 (Table 11).

2.1.6 Distribution by occupational group (Table 12)

Registered unemployed are classified into occupational groups according to their previous work experience or their technical or professional qualifications. Among the 19,150 unemployed registrants, (26%) were classified as “Clerical Support Workers”, (21%) were classified as “Service and Sales Workers” and (17%) were engaged in “Elementary Occupations. About (4%) had never worked and did not possess any technical or professional qualifications while (6%) were classified as “Managers; Professionals”.

2.1.7 Geographical distribution (Tables 13 & 14)

Table 13 gives the distribution of registered unemployed by district and sex. An analysis of registered unemployed by locality shows that the region of Port Louis had the greatest number of registered unemployed (2,363) followed by Quatre Bornes and Vacoas (1,051 and 934 respectively). The lowest number of registered unemployed are at Tamarin (29), followed by Case Noyale (31) and Baie Du Cap (37).

2.1.8 Registered unemployed with disabilities (Table 15)

Among the 19,150 unemployed registrants, 115 persons with disabilities were looking for work comprising of 76 males and 39 females. Table 15 gives the number of registered unemployed with disabilities by their type of disability.

2.2 New registration, re-registration and maintaining registration in November 2022

2.2.1 New registration

In November 2022, 635 persons (321 males and 314 females) have registered themselves as unemployed for the first time (Table 16). Compared to October 2022, the number of new unemployed registrants has increased by 78, from 557 for October 2022 to 635 for November 2022 (Table 17).

About 60% of the new registrants were aged between 16 and 29 years old and 15% were aged between 30 and 39 years old. Those aged 40 years and above amounted to 155 i.e. 24% (Table 18).

Among the new unemployed registrants, for the month of November 2022, 304 (48%) have never been to school or have attained only primary school level. Of these 68 (22%) have achieved the Certificate of Primary Education. Some 14% have followed the secondary education without passing the School Certificate; 19% had the School Certificate and 10% possessed the Higher School Certificate as their highest qualification. Among the new registrants, 57 (9%) were holders of professional qualifications (Table 18).

Out of the 635 new registrants, 56 persons had neither worked before nor undergone any technical or professional training. Some 20% had previous work experience or were qualified to work as “Clerical Support Workers” and 13% of the new unemployed registrants were classified under “Service and sales workers”. About 23% had been engaged in “Elementary Occupations”. Among the new registered unemployed, 44 (7%) had work experience or were qualified as “Managers; Professionals” (Table 19).

2.2.2 Re-registration and maintaining registration

The total number of re-registration for the month of November 2022 stood at 991 (418 males and 573 females). A total of 4,194 unemployed persons (1,457 males and 2,737 females) reported to the Employment Information Centres to maintain their registration (Table 16).

3. In employment and seeking another job

During the month of November 2022, 1,126 persons who, though already in employment, registered themselves at the Employment Information Centres in search of better jobs. Among them, 209 (147 males and 62 females) were new registrants and 917 (586 males and 331 females) were re-registrants (Table 20).

There were also 4,939 registrants, in employment, who reported to the Employment Information Centres to maintain their registration comprising of 2,471 males and 2,468 females.

4. De-Registration

De-Registration refers to jobseekers who fail to maintain their registration during the month and consequently their applications are removed from the live register and placed in a dormant register.

During the month of November 2022, 3,122 (1,488 males and 1,634 females) jobseekers have de-registered their application as jobseeker, out of which 1,715 (707 males and 1,008 females) were unemployed jobseekers and 1,407 (781 males and 626 females) as in employment jobseekers (Table 21).

5. Vacancies

In November 2022, vacancies notified to the Employment Information Centres numbered to 5,415. The highest number of vacancies being, 1,635 was advertised in the “*Construction*” sector (Table 22).

A total of 393 vacancies has been notified in the press during the month of November 2022. The highest of the vacancies were from ‘*Wholesale & retail trade; repair of motor vehicles, motorcycles & personal & household goods*’ sector with 119 vacancies (Table 23).

Overall, the total number of vacancies notified for the month of November 2022 was 5,808. The next table provides for the number of vacancies notified in November 2022.

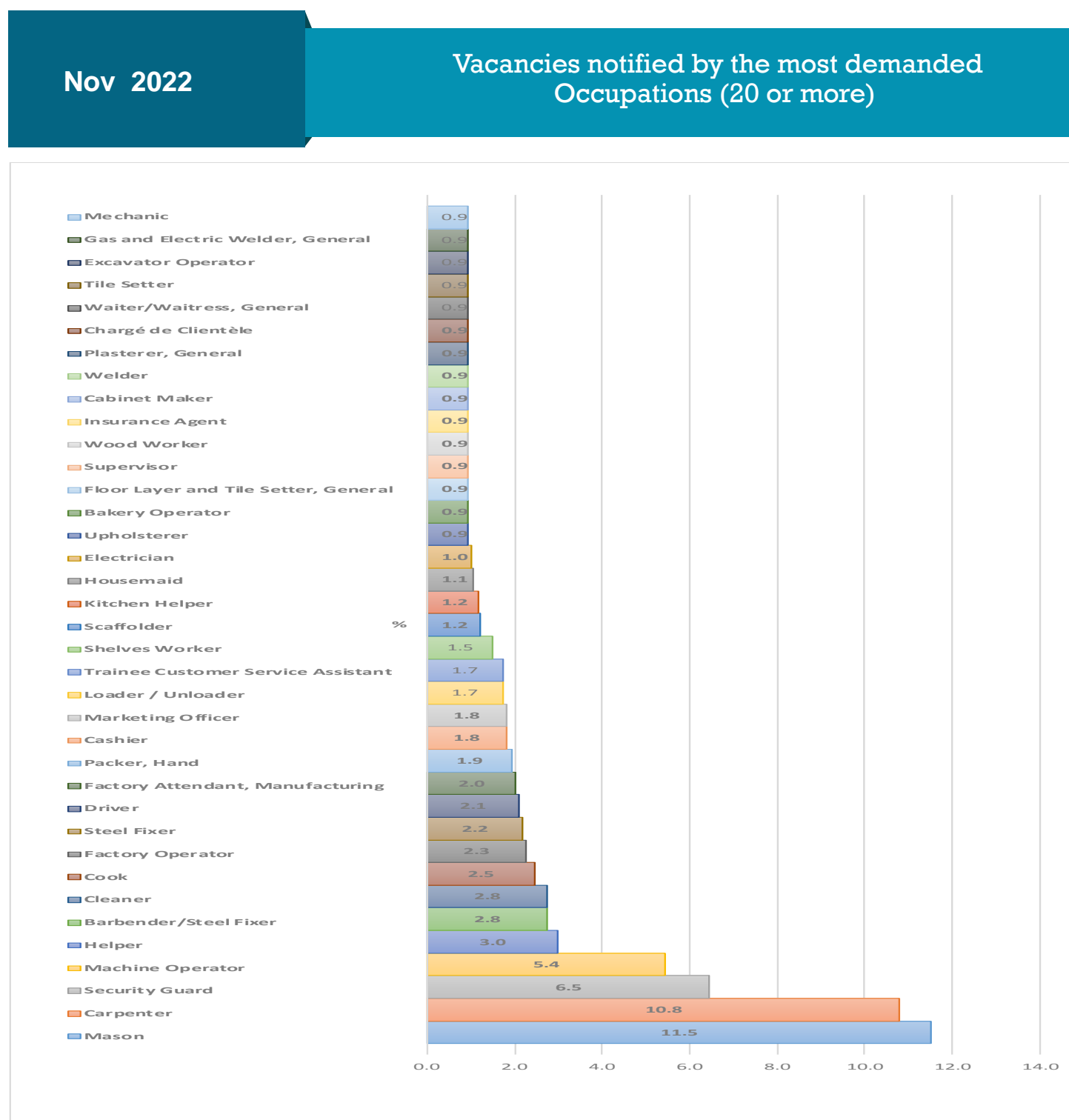
Table 4 - Number of vacancies notified in November 2022

Notification	Male	Female	Either male or female	Total
EICs	3,125	233	2,057	5,415
Press	0	0	393	393
Total	3,125	233	2,450	5,808

Table 24 shows the distribution of vacancies by industry and skill level. Compared to October 2022, the number of vacancies for the month of November 2022 has increased by 2,353 as shown in Table 25.

The next table provides for the number of vacancies notified by the most demanded occupations in November 2022.

Table 4a:



The most demanded vacancies in November 2022 represent 11.5% for Mason, 10.8% for Carpenter and 6.5% for Security Guard.

6. Workfare Programme

The role of the National Employment Department is to facilitate redeployment of laid-off workers for those who have opted for job placement. The laid off workers are eligible to a Transitional Unemployment Benefit (TUB) for a period of maximum 12 months.

The number of laid-off workers still registered under the Workfare Programme as at 30 November 2022 stood at 3,461 (2,165 males, 1,296 females).

For the month of November 2022, 239 laid off workers (154 males, 85 females) were registered. 33 laid off workers (24 males, 9 females) were placed during the same month.

Table 5 - Laid off workers registered and redeployed for the month of November 2022

Reported to National Employment Department for Redeployment			Redeployed		
Male	Female	Total	Male	Female	Total
154	85	239	24	9	33

7. Magazine de L'Emploi et des Metiers



During the month of November 2022, 4 programmes consisting of 631 vacancies were broadcast.

Reportages were conducted in the Retail and Education sectors. 74 jobseekers (61 males and 13 females) were placed during the said month.

Since the start of the programme in 21 March 2007, the number of jobseekers placed has reached 11,934.

Table 6 - Statistics on Magazine de L'Emploi et des Metiers as at 30 November 2022

Number of programmes broadcast	925
Number of vacancies broadcast	183,554
Number of placement	11,934

8. The website of National Employment Department: <https://mauritiusjobs.govmu.org>



The website <https://mauritiusjobs.govmu.org> was launched in September 2014. The objective of the website is as follows:

- To have a dedicated and state of the art interactive website for jobseekers and employers that will be more user-friendly and responsive.
- To incorporate overseas vacancies notified in the context of the International Organization for Migration (IOM).
- To provide a quicker search engine both for jobseekers and employers.

The Benefits of the Website are:

- Jobseekers can view latest vacancies both local and abroad
- Jobseekers can apply for jobs directly
- Employers can upload their vacancies and effect quick search for potential candidates.
- Employers can view profiles of candidates, CVs, references and qualifications.
- Free of cost and accessible to intended users even on smart phones, tablets and laptops and will be linked to all the other related stakeholders dealing with employment issues.

Table 7 - Statistics on the website

Type of statistics	For the month of November 2022	As at the end of November 2022
Number of jobseekers registered	107 (65 males and 42 females)	49,279
Number of employers registered	64	5,579
Number of vacancies posted	664	32,486
Number of jobseekers placed	1 (1 male)	336

9. Youth Employment Programme, Dual Training Programme, Back to Work Programme and Trainee Engineer Scheme



9.1 The Youth Employment Programme (YEP) which started in 2013 is meant for unemployed youth aged between 16 and 35 years and provides them with training and placement in an enterprise for an initial period of one year with the possibility of one additional year of placement with another enterprise. The Programme provides for the payment of a monthly stipend to the youth as follows:

HSC : Rs 8,000
Diploma : Rs 10,000
Graduates: Rs 15,000

50% of the stipend is refunded to the employer by Government as well as 50% of the training cost up to a maximum of Rs 7,500 per youth.

Since December 2015, the YEP has been extended to the public sector.

According to the YEP Secretariat, there is a total number of 44,553 (19,569 males and 24, 984 females) youth registered with YEP as at 30 November 2022.

The number of Employers registered with YEP is 7,402, out of which 39% are actively participating in the recruitment process.

The number of jobseekers placed in companies through the YEP as at 30 November 2022 is 25,139 (11,237 males and 13,902 females). 101 (29 males and 72 females) jobseekers were placed in the public and private sectors. 76 jobseekers (25 males and 51 females) were placed in the private sector out of which 45% in “*Professional, Scientific & Technical Activities*” sector, 18% in “*Wholesale and Retail Trade: Repair of Motor vehicles and Motorcycles activities*” sector and 9% in “*Financial and Insurance Activities*” sector respectively (Table 26). The remaining 25 jobseekers (4 males and 21 females) were placed in the public sector during the month of November 2022.



9.2 The Dual Training Programme (DTP), launched in September 2015 provides for unemployed Mauritians to follow a Diploma or Degree Course with a tertiary institution registered with either the Tertiary Education Commission or the Mauritius Qualifications Authority in fields required by the labour market, with placement in an enterprise. Under the

Programme, trainees will be paid a monthly stipend of Rs 6,000 for a maximum period of three years. As for employers, they will be refunded 60% of the course fees, per year per trainee as well as the stipend for a maximum of three years. After satisfactory completion of the course, the trainees may be employed.

According to the DTP secretariat, 50 companies have registered in the DTP and 205 trainees have successfully completed their training, out of which 90 males and 115 females. The trainees have completed their training programme in different courses such as BTS Assistant de Gestion, BTS Services Informatiques aux Organisations and Technician Diploma in Mechanical and Electrical Engineering. The training institutions are Université des Mascareignes and MCCI Business School. 155 trainees have obtained permanent jobs after completion of the training.

27 trainees including 16 males and 11 females are currently on placement with private companies.



9.3 The Back to Work Programme (BTWP) which was launched in September 2015 is meant for women above 30 years of age to enable them take up or resume employment. The Programme provides for the placement of women in a job for an initial period of one year following which they might be employed. During the placement period, the women will be paid a stipend up to a maximum of Rs 10,575 and will get the opportunity of following training in a registered institution. Employers enrolling women on placement under the Programme will be refunded the training cost up to a maximum of Rs 7,500 per woman as well as the stipend for the placement period.

According to the BTWP secretariat, as at the end of November 2022, 915 employers are registered in the programme, out of which 39% participated actively. 6,018 women are registered in the programme and 1,423 have been placed, out of which 32% in the “*Wholesale and trade*” sector and 26% in the “*Manufacturing*” sector. 721 women have obtained permanent jobs after completion of their placement.

For the month of November 2022, 30 women and 5 employers have registered for the first time, 14 unemployed women were placed.

In addition, to further empower those women, technical courses are currently being dispensed to them by MITD. The courses are fully sponsored by this Ministry and a stipend of Rs 10,575 are paid to them

at the end of the course. 516 unemployed women under the BTWP have been trained in Bakery/Pastry, Beauty Therapy, Hairdressing, Care of the Elderly and Disabled, Early Childhood care and Flower Arrangements.



9.4 Government has found that there is a bottleneck regarding pre- registration of engineers at the Council of Registered Professional Engineers (CRPE). The requirements of two years practical training under the supervision of professional engineers could not be entertained for lack of training possibilities for our graduates in engineering.

Government thus announced a special scheme in the Budget Programme 2016-2017, for the placement of trainee engineers.

The objective of the TES is to enable Graduates in engineering to qualify for registration with the Council of Registered Professional Engineers of Mauritius and to operate as full-fledged engineers.

The requirements for enlistment of trainees for the Trainee Engineer Scheme: Degree holders in engineering plus eligibility certificate stage 1 from the Council of Registered Professional Engineer.

As at 30 November 2022, the number of applications received for the scheme was 1,497 (1,115 males and 382 females). The number of placements effected in the public sector was 478 (377 males and 101 females) and in the private sector was 346 (264 males and 82 females). Most placements were made in the following fields: 37% in “*Civil Engineering*”, 22% in “*Mechanical Engineering*” and 17% in “*Mechatronics Engineering*”.

19 employers of the public sector and 57 of the private sector are participating in the scheme as at 30 November 2022; while the number of placements for the month of November 2022 stood at 6 trainees including 2 trainees (1 male and 1 female) in the public sector and 4 trainees (3 males and 1 female) in the private sector.

10. Career Guidance Service Unit

The main functions of the Careers Guidance Service are to:

- Establish and maintain contacts with employers, training providers and higher education establishments in order to collect and compile up-to-date career/information.

- Identify clients' interests, skills, values and personality traits through individual/group counselling appointments, thus helping them develop a career plan.
- Conduct career related activities in schools – assisting students in their choice of subjects, training/employment and educational opportunities, thereby helping them in their career planning.
- Participate in and organize career fairs.
- Certify copies of educational certificates as “True Copy”.

The table below provides for the activities conducted during the month of November 2022

Activities	Number
Visit in Enterprises	21
Guidance & Counselling to the general public and students in schools	130
Certification of copies of educational certificates as "True Copy"	743
Participated in Career Toolkit workshop in Rodrigues	23rd and 24th November 2022

11. Job Placement

11.1 Placement is made according to the job requirements of employers. For the month of November 2022, 5,415 vacancies have been processed by the Employment Information Centres and 3,726 registrants were referred for employment by the latter. Out of the 3,726 (1,582 males and 2,144 females) referred jobseekers, 93 declined job offers, 484 failed to report to employers and 2,430 were not selected. There were 242 registrants who reported that they have been employed and the result of referral for 458 remaining applicants was not yet known. For the month of November 2022, placement has been effected for about 14% of the vacancies processed (Table 27).

Some vacancies for the month of October 2022 have been processed during the month of November 2022 leading to 19 additional placements being made.

As regards placement in the public sector, 115 vacancies have been reported for which 705 jobseekers have been referred and 34 jobseekers have been placed for previous vacancies.

Furthermore, 33 persons registered under the “*Workfare Programme*” have been placed, 74 persons through the TV programme “*Magazine de L’Emploi et des Metiers*”, 1 person through the *Job Management system*, 101 persons through the “*Youth Employment Programme*”, 14 persons through the “*Back to Work Programme*” and 6 persons through the “*Trainee Engineer Scheme*”. Thus, the total

number of placements, for the month of November 2022, amounted to 524 (Table 28) and as shown below.

Table 8 - Type of placements by sex, November 2022

Type of Placement	Male		Female		Total	
	Number	%	Number	%	Number	%
EIC	113	46	148	53	261	50
Public Sector	15	6	19	7	34	6
Workfare Programme	24	10	9	3	33	6
Magazine de L'Emploi et des metiers	61	25	13	5	74	14
Job Management System	1	0	0	0	1	0
Youth Employment Programme (Public & Private)	29	12	72	26	101	19
Back to Work Programme	0	0	14	5	14	3
Dual Training Programme	0	0	0	0	0	0
Trainee Engineer Scheme (Public & Private)	4	2	2	1	6	1
Overseas Vacancies	0	0	0	0	0	0
Total	247	100	277	100	524	100

11.2 The disparity between the number of vacancies reported and the number of persons placed can be explained by unwillingness of job seekers to accept job offers and also by some criteria set by the employers. Some jobseekers refused job offers because of the conditions of work e.g. low salary, overtime or night duty. Most of the jobseekers refused the jobs offered to them as they are looking for public sector jobs. For some vacancies, no suitable candidates were available.

In some cases, employers were not satisfied with referred candidates and consequently the vacancies were filled by the employers themselves. Some candidates were not selected by employers as according to the latter they were not suitable for the work or lack previous experience. Employers were not willing to offer higher salaries, thus the jobseekers who were looking for a better pay were not selected by the employers.

11.3 A breakdown of placements by industrial group shows that the majority of the placements made were in the “*Wholesale & Retail Trade; repair of motor vehicles, motorcycles & personal and household goods*” sector (63), “*Manufacturing*” sector (43) and “*Hotels and Restaurants*” sector (39). The remaining placements were effected in companies engaged in other activities (Table 28).

12. Work Permits and Certificates of Exemption

For the month of November 2022, the number of new work permits issued was 1,433 (1,224 males and 209 females). The majority of the new work permits issued was for the “*Construction*” sector (601) followed by “*Manufacturing*” sector with 577 (Table 29 & 32). Out of the 1,433 new work permits issued, 538 were allocated to Bangladeshi workers, 449 to Indian workers, 271 to Nepalese workers and 110 to Malagasy workers (Tables 31).

The number of work permits renewed for the month of November 2022 amounted to 786 (635 males and 151 females) out of which 549 were for the “*Manufacturing*” sector and 142 for the “*Construction*” sector (Table 30 & 32). The majority of the work permits renewed were for Bangladeshi, Indian and Malagasy workers with 507, 172 and 69 work permits respectively as shown in Table 31.

The number of new certificates of exemption issued and renewed for the month of November 2022 amounted to 414. The majority were from India with 390 (Table 33).

The number of valid work permits as at the end of November 2022 stood at 30,956 (26,085 males and 4,871 females). Most of the foreign workers in Mauritius were working in the “*Manufacturing*” sector (66%) followed by “*Construction*” sector with 18%. The number of valid certificates of exemption as at the end of November 2022 stood at 6,604 (6,475 males, 129 females). The majority of valid certificates of exemption as at the end of November 2022 were for “*Construction*” sector (92%) with 6,072. (Tables 34).

The number of valid work permits and certificates of exemption as at the end of November 2022 stood at 37,560 (32,560 males and 5,000 females). Most of the foreign workers in Mauritius were working in the “*Manufacturing*” sector (55%) followed by “*Construction*” sector with 31%. (Table 34).

The countries of origin for the valid work permits and certificates of exemption are given in Table 35. 42% of the valid work permits and certificates of exemption were for Bangladeshi workers, while 41% of the expatriates came from India. 90% within valid certificates of exemption was for Indian workers and 50% and 31% within valid work permits were for Bangladeshi and Indian workers. (Table 35)

Date: 3 February 2023

**National Employment Department,
Level 11, Victoria House,
C/R, Barracks and St. Louis Streets,
Port Louis.**

Tel : 405 0100

Email: lmunit@govmu.org

Website: <https://mauritiusjobs.govmu.org>

Table 9 - Number of registered unemployed by qualification, length of registration, sex and age-group, as at end of November 2022

Qualification	Age-group Length of Registration	Male					Female					Both sexes				
		16 - 19	20 - 29	30 - 39	40+	Total	16 - 19	20 - 29	30 - 39	40+	Total	16 - 19	20 - 29	30 - 39	40+	Total
Education Nil +Std VI Failed	Less than 1 year	69	175	150	409	803	29	157	151	307	644	98	332	301	716	1,447
	1 yr but < 2 yrs	14	64	51	117	246	11	44	60	105	220	25	108	111	222	466
	2 yrs but < 3 yrs	1	40	18	46	105	2	36	50	92	180	3	76	68	138	285
	3 yrs but < 4 yrs	0	41	20	53	114	0	37	50	106	193	0	78	70	159	307
	4 yrs but < 5 yrs	0	36	31	48	115	0	25	53	76	154	0	61	84	124	269
	5 yrs and above	0	98	208	552	858	0	59	307	809	1,175	0	157	515	1,361	2,033
	Total	84	454	478	1,225	2,241	42	358	671	1,495	2,566	126	812	1,149	2,720	4,807
Standard VI (passed)	Less than 1 year	43	54	27	43	167	19	62	43	45	169	62	116	70	88	336
	1 yr but < 2 yrs	13	31	13	13	70	4	33	16	21	74	17	64	29	34	144
	2 yrs but < 3 yrs	1	36	11	7	55	0	15	19	11	45	1	51	30	18	100
	3 yrs but < 4 yrs	0	22	5	8	35	0	29	18	18	65	0	51	23	26	100
	4 yrs but < 5 yrs	0	27	7	2	36	0	17	18	17	52	0	44	25	19	88
	5 yrs and above	0	89	118	128	335	0	77	210	311	598	0	166	328	439	933
	Total	57	259	181	201	698	23	233	324	423	1,003	80	492	505	624	1,701
Form I to V (including SC failed)	Less than 1 year	108	191	35	60	394	69	165	57	69	360	177	356	92	129	754
	1 yr but < 2 yrs	37	123	12	29	201	24	124	22	29	199	61	247	34	58	400
	2 yrs but < 3 yrs	0	138	9	23	170	0	103	25	25	153	0	241	34	48	323
	3 yrs but < 4 yrs	0	129	7	12	148	0	161	38	54	253	0	290	45	66	401
	4 yrs but < 5 yrs	0	101	13	11	125	0	128	60	42	230	0	229	73	53	355
	5 yrs and above	0	297	336	258	891	0	454	1,014	1,102	2,570	0	751	1,350	1,360	3,461
	Total	145	979	412	393	1,929	93	1,135	1,216	1,321	3,765	238	2,114	1,628	1,714	5,694

Table 9 (cont'd) - Number of registered unemployed by qualification, length of registration, sex and age-group, as at the end of November 2022

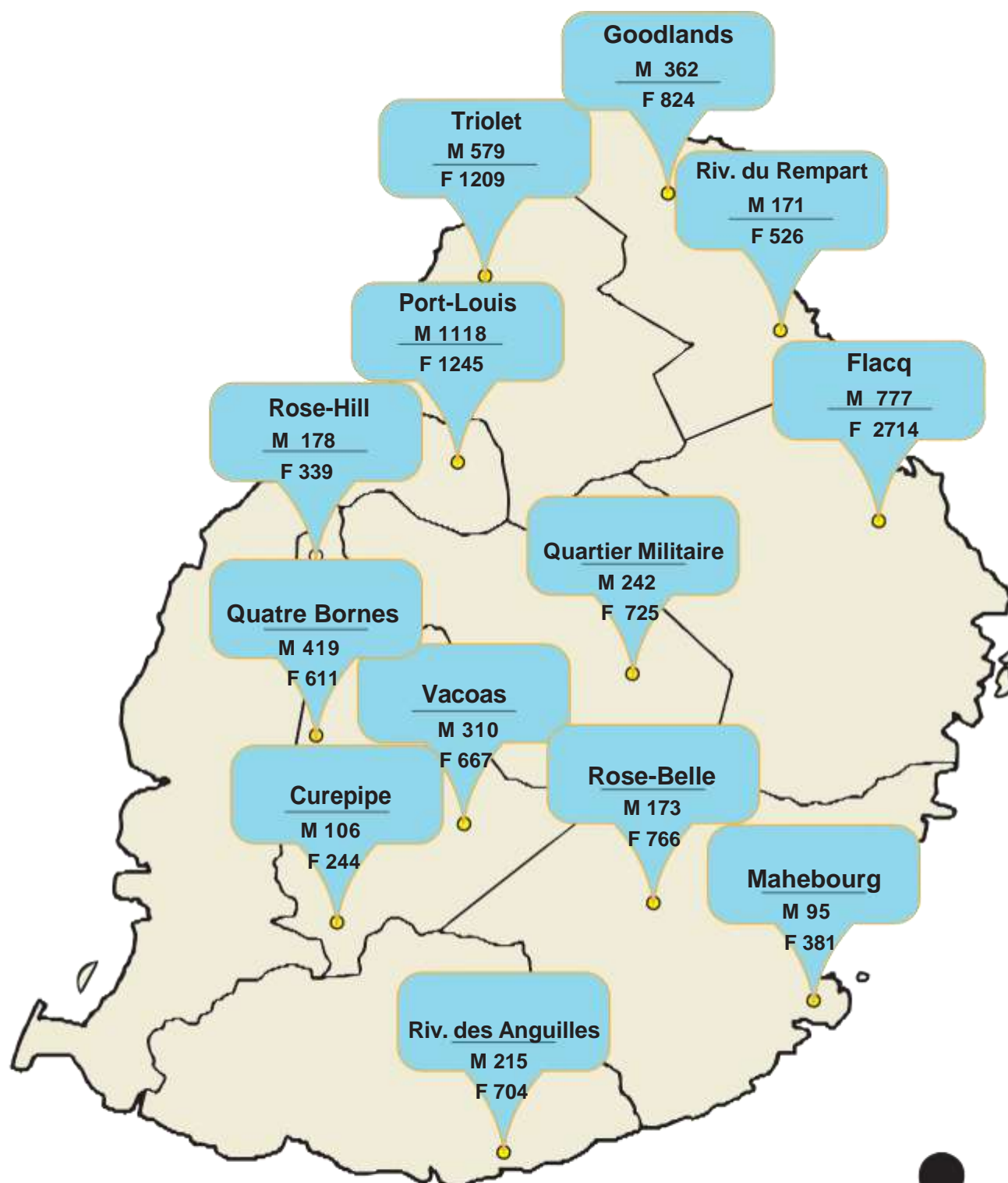
Qualification	Age-group Length of Registration	Male					Female					Both sexes				
		16 - 19	20 - 29	30 - 39	40+	Total	16 - 19	20 - 29	30 - 39	40+	Total	16 - 19	20 - 29	30 - 39	40+	Total
SC	Less than 1 year	64	163	22	18	267	107	192	24	29	352	171	355	46	47	619
	1 yr but < 2 yrs	19	125	6	10	160	43	149	7	25	224	62	274	13	35	384
	2 yrs but < 3 yrs	0	102	7	7	116	1	141	11	16	169	1	243	18	23	285
	3 yrs but < 4 yrs	0	94	5	2	101	0	142	13	12	167	0	236	18	14	268
	4 yrs but < 5 yrs	0	69	3	3	75	0	131	13	18	162	0	200	16	21	237
	5 yrs and above	0	195	144	77	416	0	435	704	452	1,591	0	630	848	529	2,007
	Total	83	748	187	117	1,135	151	1,190	772	552	2,665	234	1,938	959	669	3,800
HSC	Less than 1 year	3	133	5	6	147	2	265	12	5	284	5	398	17	11	431
	1 yr but < 2 yrs	1	62	1	0	64	1	146	2	1	150	2	208	3	1	214
	2 yrs but < 3 yrs	0	41	2	2	45	0	99	3	3	105	0	140	5	5	150
	3 yrs but < 4 yrs	0	53	2	1	56	0	134	5	5	144	0	187	7	6	200
	4 yrs but < 5 yrs	0	50	3	0	53	0	115	7	2	124	0	165	10	2	177
	5 yrs and above	0	83	46	11	140	0	321	220	43	584	0	404	266	54	724
	Total	4	422	59	20	505	3	1,080	249	59	1,391	7	1,502	308	79	1,896
Professional	Less than 1 year	1	63	10	17	91	0	111	7	10	128	1	174	17	27	219
	1 yr but < 2 yrs	0	17	6	6	29	0	48	4	2	54	0	65	10	8	83
	2 yrs but < 3 yrs	0	12	4	5	21	0	41	6	2	49	0	53	10	7	70
	3 yrs but < 4 yrs	0	23	1	3	27	0	50	6	1	57	0	73	7	4	84
	4 yrs but < 5 yrs	0	23	14	3	40	0	61	9	2	72	0	84	23	5	112
	5 yrs and above	0	60	92	30	182	0	213	255	34	502	0	273	347	64	684
	Total	1	198	127	64	390	0	524	287	51	862	1	722	414	115	1,252
Grand total		374	3,060	1,444	2,020	6,898	312	4,520	3,519	3,901	12,252	686	7,580	4,963	5,921	19,150

Table 10 - Number of registered Unemployed and In Employment jobseekers by EIC and workfare by sex, as at end of November 2022

EIC ¹	Unemployed			In Employment			Total		
	Male	Female	Both sexes	Male	Female	Both sexes	Male	Female	Both sexes
Curepipe	106	244	350	424	410	834	530	654	1,184
Flacq	777	2,714	3,491	2,346	1,872	4,218	3,123	4,586	7,709
Goodlands	362	824	1,186	1,025	888	1,913	1,387	1,712	3,099
Mahebourg	95	381	476	668	704	1,372	763	1,085	1,848
Port Louis	1,118	1,245	2,363	727	563	1,290	1,845	1,808	3,653
Quartier Militaire	242	725	967	917	892	1,809	1,159	1,617	2,776
Quatre Bornes	419	611	1,030	316	402	718	735	1,013	1,748
Riviere des Anguilles	215	704	919	743	684	1,427	958	1,388	2,346
Riviere du Rempart	171	526	697	612	545	1,157	783	1,071	1,854
Rose Belle	173	766	939	1,014	973	1,987	1,187	1,739	2,926
Rose Hill	178	339	517	369	388	757	547	727	1,274
Triolet	579	1,209	1,788	1,005	780	1,785	1,584	1,989	3,573
Vacoas	310	667	977	464	549	1,013	774	1,216	1,990
Workfare	2,153	1,297	3,450	0	0	0	2,153	1,297	3,450
Total	6,898	12,252	19,150	10,630	9,650	20,280	17,528	21,902	39,430

1 Employment Information Centre

Number of registered Unemployed jobseekers by EIC by sex at November end of 2022



source: Table 10

Table 11 - Change in number of registered unemployed by age-group & sex, October 2022 - November 2022

Age-group (years)	October 2022			November2022			Change		
	Male	Female	Both sexes	Male	Female	Both sexes	Male	Female	Both sexes
16 - 19	399	331	730	374	312	686	-25	-19	-44
20 -29	3122	4,632	7,754	3060	4520	7,580	-62	-112	-174
30 -39	1453	3,568	5,021	1444	3519	4,963	-9	-49	-58
40+	1959	3,988	5,947	2020	3901	5,921	61	-87	-26
Total	6,933	12,519	19,452	6,898	12,252	19,150	-35	-267	-302

Table 12 - Number of registered unemployed by occupational group and sex, as at end of November 2022

Occupational group	Male	Female	Both sexes
Managers	57	43	100
Professionals	214	755	969
Technicians & Associate Professionals	537	855	1,392
Clerical Support Workers	1,207	3,809	5,016
Service and Sales Workers	1,127	2,982	4,109
Skilled Agricultural, Forestry & Fishery Workers	103	39	142
Craft & Related Trades Workers	1,288	481	1,769
Plant & Machinery Operators & Assemblers	866	713	1,579
Elementary Occupation	1,273	1,964	3,237
New Workers Seeking Employment	226	611	837
Total	6,898	12,252	19,150

Figure 1 - Registered unemployed (%) by educational attainment, as at end of November 2022

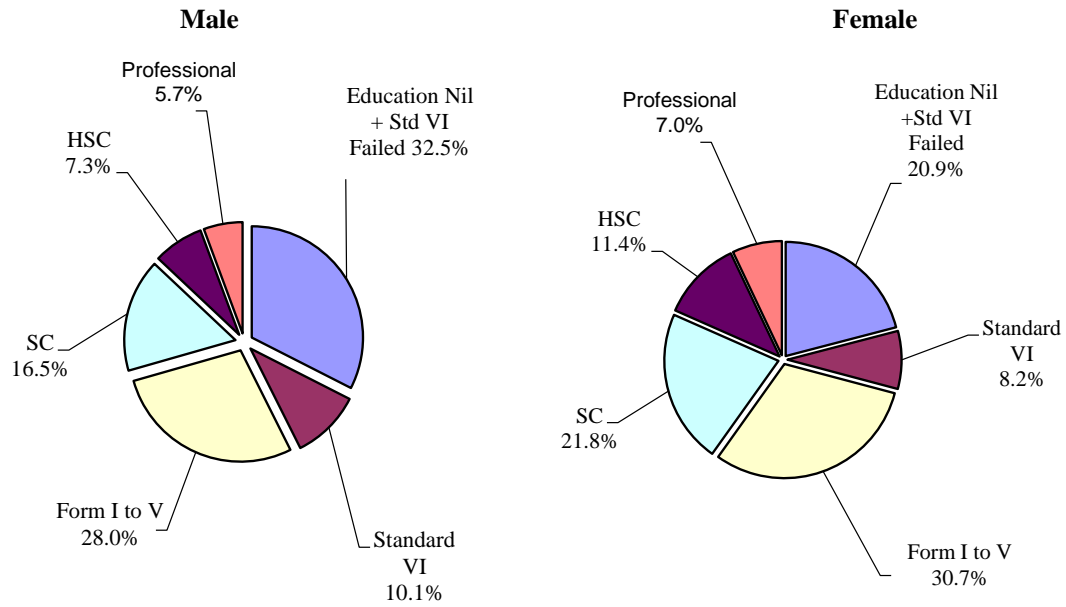


Figure 2 - Number of registered unemployed by age group & sex, as at end of November 2022

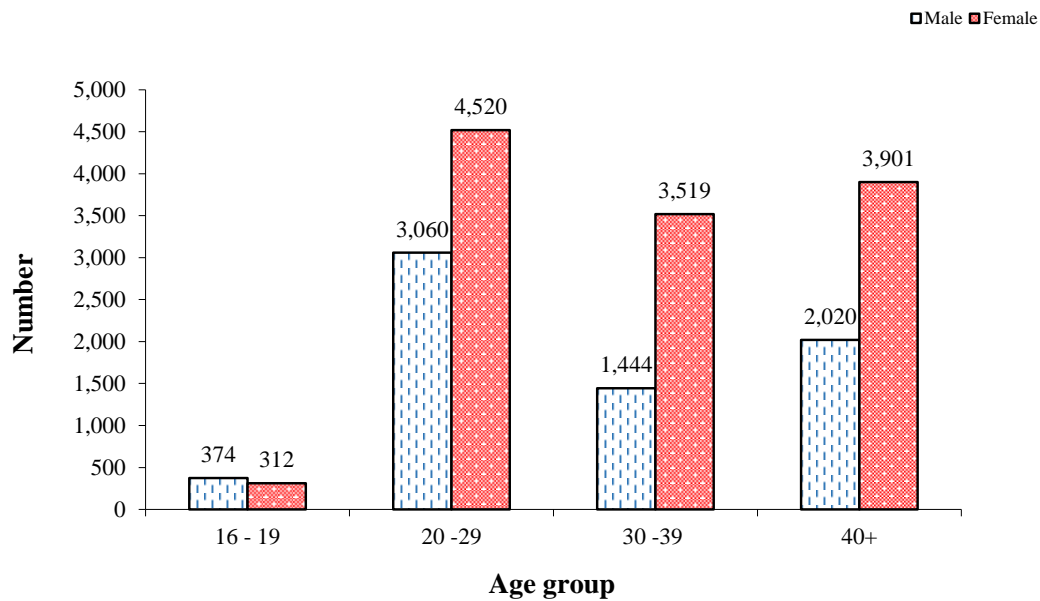


Table 13 - Number of registered unemployed by district & sex, as at end of November 2022

District	Male	Female	Both sexes
Port Louis	1,118	1,245	2,363
Black River	259	254	513
Plaine Wilhems	1,560	2,174	3,734
Pamplemousses	1,267	2,078	3,345
Rivière du Rempart	407	828	1,235
Moka	388	798	1,186
Flacq	998	2,816	3,814
Grand Port	441	1,064	1,505
Savanne	460	995	1,455
Total	6,898	12,252	19,150

Table 14 - Number of registered unemployed by locality & sex, as at end of November 2022

Locality	Male	Female	Both sexes
Baie Du Cap	18	19	37
Bambous	126	134	260
Beau Bassin	144	163	307
Bel Air	182	457	639
Belle Vue Maurel	45	126	171
Bramsthan	64	240	304
Brisee Verdiere	111	312	423
Camp de Masque Pave	62	175	237
Camp Diable	37	67	104
Canot	44	28	72
Case Noyale	14	17	31
Central Flacq	113	320	433
Chemin Grenier	82	171	253
Cottage	37	78	115

Table 14 (cont'd) - Number of registered unemployed by locality & sex, as at end of November 2022

Locality	Male	Female	Both sexes
Curepipe	264	362	626
Dagotiere	42	92	134
Fond Du Sac	59	101	160
Goodlands	129	188	317
Grand Bay	80	95	175
Grand Bois	61	194	255
Grand Gaube	73	82	155
Grand River South East	21	44	65
L'Escalier	70	127	197
La Rosa	74	214	288
Lallmatie	93	312	405
Laventure	26	97	123
Long Mountain	104	255	359
Mahebourg	105	203	308
Mare La Chaux	86	240	326
Medine	45	109	154
Moka	26	59	85
Mont Roches	21	27	48
Montagne Blanche	63	142	205
Old Grand Port	31	42	73
Pamplemousses	199	292	491
Petit Raffray	66	119	185
Petite Riviere	54	60	114
Phoenix	115	173	288
Piton	51	85	136
Plaine des Papayes	128	218	346
Plaine Magnien	49	90	139
Pointe aux Piments	53	87	140

Table 14 (cont'd) - Number of registered unemployed by locality & sex, as at end of November 2022

Locality	Male	Female	Both sexes
Port Louis	1,118	1,245	2,363
Poste de Flacq	54	166	220
Poudre d'Or Hamlet	35	66	101
Poudre d'Or Village	32	56	88
Quartier Militaire	85	171	256
Quatre Bornes	471	580	1,051
Quatre Soeurs	54	131	185
Riviere des Creoles	18	42	60
Riviere des Anguilles	84	223	307
Riviere du Poste	23	104	127
Riviere du Rempart	104	218	322
Roche Noires	41	109	150
Rose Belle	111	309	420
Rose Hill	215	267	482
Sebastopol	57	150	207
Souillac	108	170	278
St. Hubert	10	34	44
St. Julien d'Hotman	45	104	149
St. Pierre	127	230	357
Tamarin	17	12	29
Terre Rouge	204	319	523
Triolet	234	412	646
Trois Boutiques	22	52	74
Trou d'Eau Douce	31	63	94
Vacoas	331	603	934
Total	6,898	12,252	19,150

Table 15 - Number of registered unemployed with disabilities by nature of disability and sex, as at end of November 2022

Nature of disability	Male	Female	Both sexes
Abnormal movement of body parts	8	3	11
Blind	1	0	1
Crippled	1	4	5
Deaf	2	1	3
Deaf and Dumb	4	1	5
Deformation of body parts since birth	12	4	16
Disabled following surgical operation or illness	8	3	11
Disabled due to accident	10	1	11
Dumb	1	1	2
Epileptic	4	2	6
Lame	3	1	4
Mental illness	3	3	6
Mentally retarded	9	6	15
Partly blind	3	1	4
Partly deaf	4	3	7
Stammer	3	5	8
Total	76	39	115

Table 16 - Number of UNEMPLOYED new registrants, re-registrants and those who reported for maintaining their registration by Employment Information Centre & sex, November 2022

Employment Information Centre	New registrants			Re-registrants			Those who reported for maintaining their registration		
	Male	Female	Both sexes	Male	Female	Both sexes	Male	Female	Both sexes
Curepipe	5	13	18	15	17	32	9	35	44
Flacq	43	52	95	48	114	162	137	637	774
Mahebourg	11	12	23	12	12	24	13	96	109
Goodlands	26	17	43	25	48	73	73	186	259
Port Louis	57	43	100	71	74	145	163	210	373
Quartier Militaire	20	21	41	21	27	48	59	174	233
Quatre Bornes	23	19	42	41	52	93	76	130	206
Riv. Des Anguilles	12	19	31	12	33	45	39	166	205
Riv. Du Rempart	2	7	9	14	9	23	49	123	172
Rose Belle	6	18	24	14	31	45	36	167	203
Rose Hill	15	13	28	18	31	49	22	67	89
Triolet	28	26	54	35	56	91	117	262	379
Vacoas	17	21	38	22	29	51	72	135	207
Workfare	56	33	89	70	40	110	592	349	941
Total	321	314	635	418	573	991	1,457	2,737	4,194

Table17 - Change in the number of new unemployed registrants by educational attainment and sex , October 2022 - November 2022

Education Level	October 2022			November 2022			Change		
	Male	Female	Both sexes	Male	Female	Both sexes	Male	Female	Both sexes
Education Nil+Std VI (failed)	155	100	255	133	103	236	-22	3	-19
Standard VI (passed)	27	17	44	31	37	68	4	20	24
Form I to V (including SC failed)	48	42	90	53	35	88	5	-7	-2
SC (including HSC failed)	32	33	65	64	57	121	32	24	56
HSC	24	47	71	20	45	65	-4	-2	-6
Professional	20	12	32	20	37	57	0	25	25
Total	306	251	557	321	314	635	15	63	78

Table 18 - Number of new unemployed registrants by educational attainment, sex and age group, November 2022

Age group Education level	Male					Female					Both sexes				
	16 - 19	20 - 29	30 - 39	40+	Total	16 - 19	20 - 29	30 - 39	40+	Total	16 - 19	20 - 29	30 - 39	40+	Total
Education Nil+Std VI (failed)	13	24	26	70	133	9	32	27	35	103	22	56	53	105	236
Standard VI (passed)	9	6	6	10	31	6	10	10	11	37	15	16	16	21	68
Form I to V (including SC failed)	14	25	2	12	53	5	17	9	4	35	19	42	11	16	88
SC (including HSC failed)	21	30	7	6	64	29	23	2	3	57	50	53	9	9	121
HSC	0	17	1	2	20	0	44	1	0	45	0	61	2	2	65
Professional	0	16	3	1	20	0	33	3	1	37	0	49	6	2	57
Total	57	118	45	101	321	49	159	52	54	314	106	277	97	155	635

Table 19 - Number of new unemployed registrants by occupational group and sex, November 2022

Occupational group	Male	Female	Both sexes
Managers	6	4	10
Professionals	13	21	34
Technicians & Associate Professionals	32	25	57
Clerical support workers	45	84	129
Service & sales workers	31	50	81
Skilled agricultural, forestry & fishery workers	5	2	7
Craft & related trades workers	42	5	47
Plant & machine operators & assemblers	59	7	66
Elementary occupations	68	80	148
New workers seeking employment	20	36	56
Total	321	314	635

Table 20 - Number of IN EMPLOYMENT new registrants, re-registrants and those who reported for maintaining their registration by Employment Information Centre & sex, November 2022

Employment Information Centre	New registrants			Re-registrants			Those who reported for maintaining their registration		
	Male	Female	Both sexes	Male	Female	Both sexes	Male	Female	Both sexes
Curepipe	5	5	10	33	20	53	89	105	194
Flacq	43	12	55	112	44	156	580	524	1,104
Mahebourg	4	4	8	50	31	81	161	155	316
Goodlands	18	9	27	60	26	86	228	218	446
Port Louis	6	8	14	51	27	78	172	137	309
Quartier Militaire	11	2	13	27	22	49	215	252	467
Quatre Bornes	4	3	7	27	22	49	64	97	161
Riv. Des Anguilles	11	2	13	36	19	55	169	190	359
Riv. Du Rempart	7	0	7	23	4	27	142	124	266
Rose Belle	2	4	6	39	39	78	244	253	497
Rose Hill	7	7	14	39	30	69	74	93	167
Triolet	25	2	27	60	22	82	240	190	430
Vacoas	4	4	8	29	25	54	93	130	223
Total	147	62	209	586	331	917	2,471	2,468	4,939

Table 21 - Number of Unemployed and In Employment jobseekers de-registered by EIC and sex, as at end of November 2022

EIC ¹	Unemployed			In Employment			Total		
	Male	Female	Both sexes	Male	Female	Both sexes	Male	Female	Both sexes
Curepipe	45	46	91	42	65	107	87	111	198
Flacq	91	176	267	176	97	273	267	273	540
Goodlands	29	70	99	54	55	109	83	125	208
Mahebourg	30	43	73	65	53	118	95	96	191
Port Louis	149	167	316	53	48	101	202	215	417
Quartier Militaire	50	70	120	59	47	106	109	117	226
Quatre Bornes	66	84	150	22	34	56	88	118	206
Riviere des Anguilles	31	54	85	55	33	88	86	87	173
Riviere du Rempart	26	35	61	51	32	83	77	67	144
Rose Belle	29	54	83	71	38	109	100	92	192
Rose Hill	45	54	99	49	52	101	94	106	200
Triolet	61	89	150	53	51	104	114	140	254
Vacoas	55	66	121	31	21	52	86	87	173
Total	707	1,008	1,715	781	626	1,407	1,488	1,634	3,122

¹ Employment Information Centre

Table 22 - Number of vacancies notified in EICs¹ by industrial group and sex, November 2022

Industrial group	Male	Female	Either male or female	Total
Agriculture, hunting, forestry and fishing	1,085	81	170	1,336
Manufacturing	314	19	334	667
<i>of which: Textile</i>	<i>1</i>	<i>0</i>	<i>15</i>	<i>16</i>
<i>Wearing apparel</i>	<i>2</i>	<i>7</i>	<i>47</i>	<i>56</i>
Construction	1,547	0	88	1,635
Wholesale & retail trade; repair of m/vehicles, motorcycles & personal & household goods	62	14	241	317
Transport, storage and communications	6	0	1	7
Hotels and restaurants	72	13	398	483
Information Technology	3	2	155	160
Financial intermediation	0	15	148	163
Real estate, renting and business activities	7	56	486	549
Education	2	2	1	5
Health and social work	1	1	19	21
Other community, social and personal service activities	26	9	15	50
Private households with employed persons	0	21	1	22
Total	3,125	233	2,057	5,415

¹EICs - Employment Information Centres**Table 23 - Number of vacancies notified in the PRESS by industrial group and sex, November 2022**

Industrial group	Male	Female	Either male or female	Total
Agriculture, hunting, forestry and fishing	0	0	1	1
Manufacturing	0	0	116	116
Electricity, gas and water supply	0	0	1	1
Construction	0	0	57	57
Wholesale & retail trade; repair of m/vehicles, motorcycles & personal & household goods	0	0	119	119
Transportation and storage	0	0	10	10
Hotels and restaurants	0	0	9	9
Financial intermediation	0	0	14	14
Real estate, renting and business activities	0	0	4	4
Public Administration and Defence	0	0	12	12
Education	0	0	33	33
Health and social work	0	0	3	3
Other community, social and personal service activities	0	0	14	14
Total	0	0	393	393

Table 24 - Number of vacancies notified in the press and in EICs by industrial group and skill level, November 2022

Industrial group	Managers	Professionals	Technicians & associate professionals	Clerical support workers	Service workers & sales workers	Skilled agric., forestry & fishery workers	Craft & related trade workers	Plant & machine operators & assemblers	Elementary occupations	Total
Agriculture, hunting, forestry and fishing	0	1	43	5	79	71	556	138	444	1,337
Manufacturing	0	4	18	26	15	12	326	232	150	783
<i>of which : Textile</i>	0	0	0	0	0	0	0	1	15	16
<i>Wearing apparel</i>	0	0	1	5	1	0	9	16	24	56
Electricity, gas and water supply	1	0	0	0	0	0	0	0	0	1
Construction	11	70	5	24	17	0	1,371	143	51	1,692
Wholesale & retail trade; repair of motor vehicles, motorcycles & personal and household goods	0	1	29	23	119	0	28	181	55	436
Transport, storage & communications	0	3	3	4	0	0	0	6	1	17
Hotels & restaurants	2	21	19	7	248	4	38	33	120	492
Information technology	0	5	45	105	2	0	0	1	2	160
Financial intermediation	0	5	154	15	0	0	0	1	2	177
Real estate, renting and business activities	2	3	2	55	325	0	1	0	165	553
Public administration and defence; compulsory social security	2	4	1	5	0	0	0	0	0	12
Education	1	24	1	4	3	1	0	0	4	38
Health and social work	0	9	9	1	5	0	0	0	0	24
Other community, social and personal service activities	4	5	9	10	10	2	23	1	0	64
Private households with employed persons	0	0	0	0	14	0	0	0	8	22
Total	23	155	338	284	837	90	2,343	736	1,002	5,808

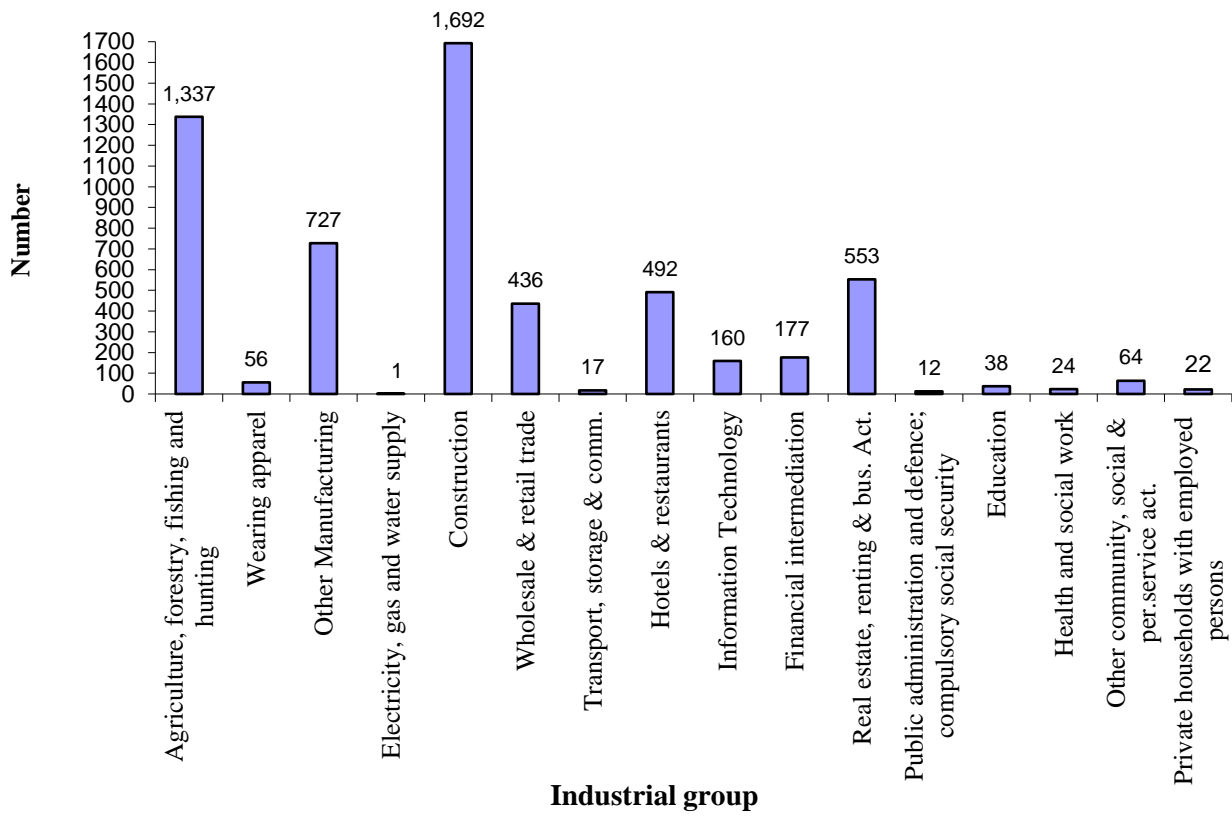
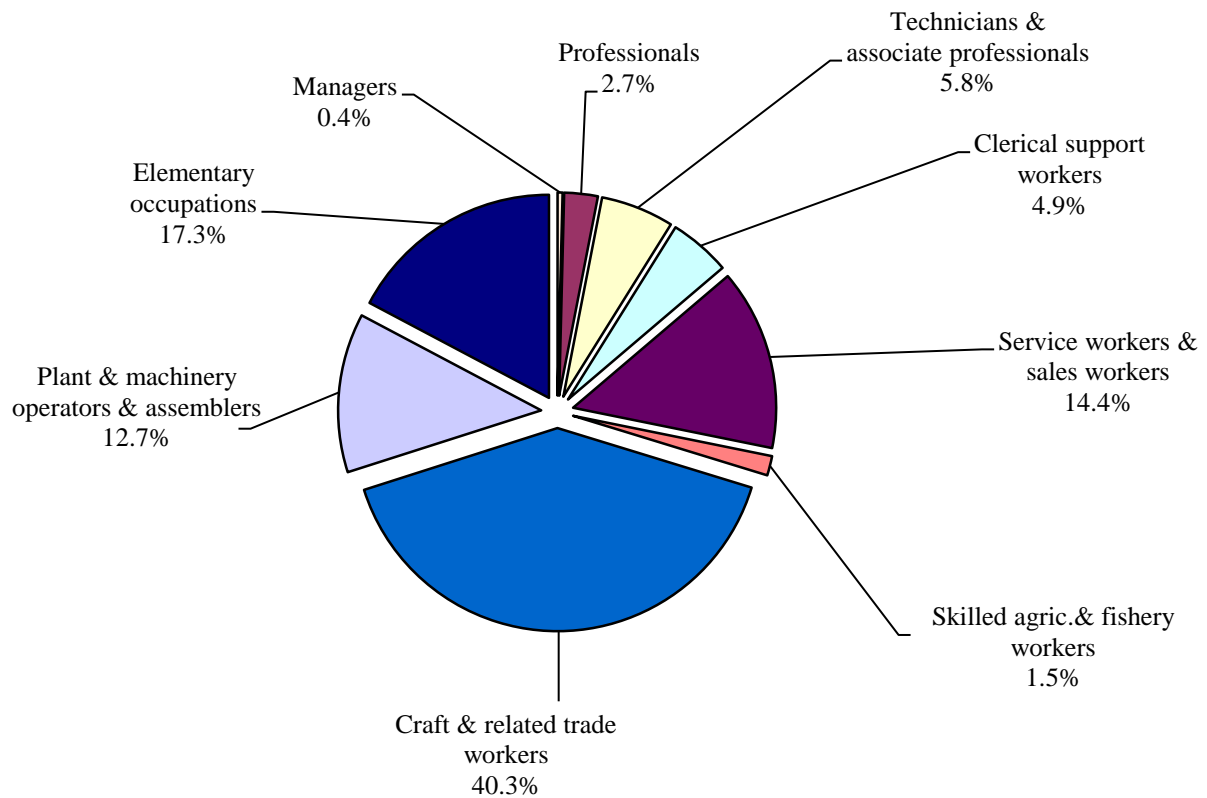
Figure 3 - Number of vacancies by industrial group, November 2022**Figure 4 - Distribution (%) of vacancies by skill level, November 2022**

Table 25 - Change in number of vacancies notified in the press and in EICs by industrial group, October 2022 - November 2022

Industrial group	October 2022	November 2022	Change
Agriculture, hunting, forestry & fishing	989	1,337	348
Manufacturing	674	783	109
<i>of which: Textiles</i>	30	16	-14
<i>Wearing apparel</i>	40	56	16
Electricity, gas and water supply	0	1	1
Construction	747	1,692	945
Wholesale & retail trade; repair of motor vehicles, motorcycles, personal and household goods	281	436	155
Transport, storage & communications	9	17	8
Hotels & restaurants	254	492	238
Information technology	49	160	111
Financial intermediation	61	177	116
Real estate, renting and business activities	258	553	295
Public administration and defence; compulsory social security	9	12	3
Education	37	38	1
Health & social work	45	24	-21
Other community, social and personal service activities	21	64	43
Private households with employed persons	21	22	1
Total	3,455	5,808	2,353

Table 26 - Number of placements effected under the Youth Employment Programme (private sector) by industrial group and sex, November 2022

Industrial group	Male	Female	Both sexes
Construction	0	2	2
Wholesale and retail trade: repair of motor vehicles and motorcycles	3	11	14
Transportation and storage	0	1	1
Accommodation and food service activities	2	3	5
Information and communication	3	3	6
Financial and insurance activities	2	5	7
Real estate activities	1	1	2
Professional, scientific and technical activities	12	22	34
Education	2	1	3
Human health and social work activities	0	1	1
Arts, entertainment and recreation	0	1	1
Total	25	51	76

Table 27 - Result of submission of candidates to employers for job placement effected in November 2022

Employment Information Centre	Vacancies	Applicants referred to employers	Declined offer	Failed to report to employer	Not selected	Result not yet known	Number placed	Placements for previous vacancies
Triolet	413	875	0	426	423	0	26	0
Riviere du Rempart	63	269	0	46	65	138	10	10
Goodlands	115	302	0	1	284	5	12	0
Port Louis	1,187	117	49	0	37	0	31	0
Rose Hill	486	173	22	1	98	27	21	4
Quatre Bornes	1,870	188	3	0	165	0	20	0
Vacoas	164	575	0	0	555	0	20	0
Curepipe	96	48	16	2	15	0	12	3
Quartier Militaire	258	408	0	0	386	0	22	0
Flacq	466	252	0	0	232	0	20	0
Rose Belle	113	54	0	0	29	0	25	0
Riviere Des Anguilles	158	417	0	1	137	263	16	0
Mahebourg	26	48	3	7	4	25	7	2
Total	5,415	3,726	93	484	2,430	458	242	19
Vacancies in the Public Sector	115	705	0	0	0	0	0	34
Grand Total	5,530	4,431	93	484	2,430	458	242	53

Table 28 - Number of placements effected by industrial group, occupation and sex, November 2022

Industrial group	Occupation	Male	Female	Both sexes
Agriculture	Administrative Clerk	0	1	1
	Administrative and Operations Coordinator	0	1	1
	Driver, Private Car	1	0	1
	Gardener	1	0	1
	Maintenance Worker, Industrial Machinery	1	0	1
	Monkey-Farm Worker, Unskilled	1	0	1
	Poultry Farm Worker	2	0	2
	Storeroom Attendant	1	0	1
	Sub Total	7	2	9
Manufacturing	Administrative Officer	1	0	1
	Cashier	0	1	1
	Cleaner, Building/Office	0	1	1
	Driver, Minibus	1	0	1
	Electrician, General	1	0	1
	Engineer, Electrical	1	0	1
	Factory Attendant, Manufacturing	1	1	2
	Factory Operator	5	1	6
	Graphic Designer	2	0	2
	Helper	2	2	4
	Kitchen Helper	0	2	2
	Machine Operator, Embroidery	0	1	1
	Machine Operator, Sewing	0	7	7
	Marketing Assistant	0	1	1
	Packer, Hand	0	5	5
	Receptionist	0	2	2
	Salesperson, Retail Trade	0	1	1
	Shop Assistant	1	1	2
	Store Clerk	0	1	1
	Wages Clerk	0	1	1
	Sub Total	15	28	43
Construction	Accounts Clerk	0	1	1
	Building Construction Labourer	2	0	2
	Cleaner	1	1	2
	Driver - Messenger	1	0	1
	Gas and Electric Welder, General	2	0	2
	Helper	3	0	3
	Lorry Attendant	1	0	1
	Mason, General	1	0	1
	Materials Testing Technician, Civil	1	0	1
	Sub Total	12	2	14
Wholesale & retail trade; repair of motor vehicles, motorcycles & personal and household goods	Administrative Clerk	1	0	1
	Administrative Officer	0	1	1
	Cashier	2	9	11
	Cleaner	1	6	7
	Cleaner, Building/Office	0	1	1

Table 28 (cont'd) - Number of placements effected by industrial group, occupation and sex, November 2022

Industrial group	Occupation	Male	Female	Both sexes
Wholesale & retail trade; repair of motor vehicles, motorcycles & personal and household goods (cont'd)	Cleaner, Car	3	0	3
	Clerical Officer / Clerk	2	1	3
	Digital Sales Representative	0	1	1
	Driver - Salesperson	2	0	2
	Driver, Private Car	2	0	2
	Fast Food Operator	1	0	1
	Gas and Electric Welder, General	2	0	2
	Handyman/Handywoman, Building Maintenance	1	1	2
	Helper	5	0	5
	Pumping Station Operator	1	0	1
	Salesperson, Retail Trade	1	9	10
	Service Station Attendant	2	3	5
	Shelf Filler	0	1	1
	Shelves Worker	0	3	3
	Vehicle Driver, General	1	0	1
	Sub Total	27	36	63
Transportation and Storage	Air Cargo Clerk	1	0	1
	Driver/Helper	0	1	1
	Sub Total	1	1	2
Hotels and Restaurants	Assistant Cook	0	1	1
	Barman/Barmaid	1	3	4
	Cleaner, Hotel	1	6	7
	Cook	1	0	1
	Cook, Hotel/Restaurant	0	1	1
	Delivery Boy	1	0	1
	Driver, Private Car	1	0	1
	Fast Food Operator	0	1	1
	Hotel Receptionist	1	0	1
	Kitchen Helper	0	3	3
	Porter, Luggage	1	0	1
	Receptionist	0	1	1
	Valet/Chambermaid, Hotel	0	2	2
	Waiter/Waitress, General	3	11	14
	Sub Total	10	29	39
Information and Communication	Accounts Clerk	0	1	1
	Call Centre Operator	1	2	3
	Camera Maintenance Technician	6	0	6
	Customer Service Clerk	1	0	1
	Driver - Salesperson	1	0	1
	Software Engineer Associate	1	0	1
	Sub Total	10	3	13

Table 28 (cont'd) - Number of placements effected by industrial group, occupation and sex, November 2022

Industrial group	Occupation	Male	Female	Both sexes
Financial Intermediation	Accounts Clerk	0	2	2
	Insurance Agent	6	7	13
	Marketing Officer	1	0	1
	Sub Total	7	9	16
Real estate, renting and business services	Accounts Clerk	0	1	1
	Administrative Clerk	1	3	4
	Beautician	0	2	2
	Building Maintenance Handyman	2	0	2
	Car Valet	2	0	2
	CCTV Camera Installer	1	0	1
	Cleaner	4	7	11
	Cleaner, Hand, Vehicle	1	0	1
	Clerical Officer / Clerk	0	1	1
	Digital Marketing Assistant	0	1	1
	Driver, Private Car	2	0	2
	Fitter Helper	1	0	1
	Housemaid	0	2	2
	Planning Officer	1	0	1
	Representative Car rentals Hotel	1	0	1
	Secretary	0	1	1
	Security Guard	1	1	2
	Sub Total	17	19	36
Education	Driver, Bus	1	0	1
	Sub Total	1	0	1
Health and Social Services	Administrative Assistant	0	1	1
	Carer, Home	0	1	1
	Cleaner	0	2	2
	Driver, Private Car	1	0	1
	Laboratory Technician	0	1	1
	Reception-Clerk	0	1	1
	Salesperson, Retail Trade	0	2	2
	Store Clerk	1	0	1
	Sub Total	2	8	10
Private Households	Baby Sitter	0	2	2
	Building Construction Labourer	3	0	3
	Carer, Home	0	2	2
	Driver, Private Car	1	0	1
	Housemaid	0	6	6
	Spa Therapist	0	1	1
	Sub Total	4	11	15
Total EIC¹		113	148	261

Table 28 (cont'd) - Number of placements effected by industrial group, occupation and sex, November 2022

Industrial group	Occupation	Male	Female	Both sexes
NED ² :	(a) Public Sector	15	19	34
	(b) Workfare Programme	24	9	33
	(c) Magazine de L'Emploi et des Metiers	61	13	74
	(d) Job Management System	1	0	1
	(e) Youth Employment Programme (Public & Private)	29	72	101
	(f) Back to Work Programme	0	14	14
	(g) Dual Training Programme	0	0	0
	(h) Trainee Engineer Scheme (Public & Private)	4	2	6
	(i) Overseas Vacancies	0	0	0
Total NED		134	129	263
Grand Total		247	277	524

¹ Employment Information Centres² National Employment Department

WORK PERMITS & CERTIFICATES OF EXEMPTION



Table 29 - Number of NEW work permits issued by industrial group, occupation & sex, November 2022

Industrial Group	Occupation	Male	Female	Both sexes
Agriculture, Hunting, Forestry and Fishing	Biological Technician	1	0	1
	Factory Mechanic Operator, Sugar Processing	36	0	36
	Farm Helper, General (Unskilled) Farm Hand, General (Unskilled)	10	0	10
	Field Crop Farm Skilled Worker, General	1	0	1
	Green House and Budding Operator	1	0	1
	Handicraft Worker, Flowers	1	0	1
	Machine Operator, Sewing	2	0	2
	Poultry Farm Worker (Unskilled)	9	0	9
	Driver, Motor Tricycle, Goods	3	0	3
	Engineer, Soil Mechanics	1	0	1
	Field Crop Farmer, General	1	0	1
	Locomotive Driver	1	0	1
	Manager, Cold Storage	1	0	1
	Weft Feeder	2	0	2
	Sub Total	70	0	70
Manufacturing	Aluminium Fabricator	4	0	4
	Apprentice, Machine Book Binder	1	0	1
	Cabinet Maker	14	0	14
	Chemical Engineer, Process	1	0	1
	Construction Carpenter	1	0	1
	Coordinator	1	0	1
	Electrical Engineering Technician	1	0	1
	Electrical Engineering Technician, Electric Systems	1	0	1
	Electrical Engineers	1	0	1
	Factory Manager	5	0	5
	Factory Mechanic Operator, Sugar Processing	1	0	1
	Fish Cutter	1	45	46
	Fuel Injection, Pump Repairer	1	0	1
	Gas and Electric Welder, General	2	0	2
	Gas Welder	3	0	3
	Graphic Artist	1	0	1
	Housemaid	1	0	1
	Injection Moulding Machine Operator	11	0	11
	Layer-On, Printing Press	1	0	1
	Machine Operator Paint Manufacturing	6	0	6
	Machine Operator, Bakery Products	27	0	27
	Machine Operator, Colour Film Developing	82	93	175
	Machine Operator, Fish Processing	7	0	7
	Machine Operator, Moulding, Metal	1	0	1
	Machine Operator, Packing	1	0	1
	Machine Operator, Printing General	2	0	2
	Machine Operator, Sewing	141	43	184
	Machine Operator, Sewing Leather	4	0	4
	Machine Operator, Spinning, Thread and Yarn	1	0	1

Table 29 (cont'd)- Number of NEW work permits issued by industrial group, occupation & sex, November 2022

Industrial Group	Occupation	Male	Female	Both sexes
Manufacturing (cont'd)	Machine Operator, Textile Printing	0	1	1
	Machine-Tool Operator General	1	0	1
	Machinist	1	0	1
	Mason, Monument	1	0	1
	Mechanical Engineering Technician; Industrial Machines and Tools	1	0	1
	Metal Wheel Grinders, Polishers and Tool Sharpeners	3	0	3
	Milling-Machine Operator	1	0	1
	Nurse Educator, Associate Professional	1	0	1
	Nursing Superintendent	0	3	3
	Other Food and Related Products Processing Trades Workers	2	0	2
	Other Machinery Mechanics and Fitters	1	0	1
	Pastry Maker	5	0	5
	Plastic Injection Moulding Machine Operator	2	0	2
	Plastics-Products Machine Operators	1	0	1
	Precision-Grinding-Machine Operator	1	0	1
	Roof Tiles Plant Operator	29	0	29
	Stoneworker	1	0	1
	Supervisor Plumbing, Pipe Fitting	1	0	1
	Tea Farmer	4	0	4
	Team Leader, Water Treatment	1	0	1
	Turner/Fitter	2	0	2
	Varnisher, Manufactured Articles	1	0	1
	Varnishing Machine Operator	1	0	1
	Weaving and Knitting Machine Operators	1	0	1
	Welder	5	0	5
	Wheel Balancer and Aligner	1	0	1
	Sub Total	392	185	577
Construction	Aluminium Fabricator	4	0	4
	Assistant Surveyor	0	1	1
	Automobile Mechanic, Diesel	7	0	7
	Barbender	83	0	83
	Builder, House, Traditional Materials	3	0	3
	Building Electrician	1	0	1
	Carpenter, General	165	1	166
	Concrete Shutterer	1	0	1
	Construction Carpenter	5	0	5
	Construction Joiner	11	0	11
	Cook, Chinese Cuisine	1	0	1
	Cooks	1	0	1
	Crane Operator	2	0	2
	Electrician, General	11	0	11
	Engineer, Building Construction	2	1	3
	Excavating Machine Operator	1	0	1

Table 29 (cont'd)- Number of NEW work permits issued by industrial group, occupation & sex, November 2022

Industrial Group	Occupation	Male	Female	Both sexes
Construction (cont'd)	Excavator Loader on P Types	5	0	5
	Gas and Electric Welder, General	4	0	4
	Granite Technician	11	0	11
	Interpreter Clerks, Court	1	0	1
	Lorry Driver, Heavy	7	0	7
	Machine Operator, Sewing	1	0	1
	Mason, General	184	0	184
	Mason, Monument	8	0	8
	Mechanic Tractor	1	0	1
	Mechanic, Electrical	1	0	1
	Metal Working Machine Setter Operator, General	22	0	22
	Mobile - Crane Operator	1	0	1
	Plumber, General	16	0	16
	Ste Supervisor	1	0	1
	Steel Fixer	15	0	15
	Stonemason, Construction	1	0	1
	Supervisor and Foreman, Road Construction	2	0	2
	Tile Setter	18	0	18
	Trainer, Automobile Mechanic	1	0	1
	Sub Total	598	3	601
Wholesale and retail trade, repair of motor vehicles, motorcycles and personal and household goods	Aluminium Fabricator	2	0	2
	Apprentice, Air Conditioning and Refrigeration	3	0	3
	Cabinet Maker	6	0	6
	Carpenter, General	1	0	1
	Edge Banding Machine Setter Operator, Panel	1	0	1
	Electrician, General	1	0	1
	Fish Cutter	1	0	1
	Jeweller, General	1	0	1
	Machine Operator, Bakery Products	1	0	1
	Machine Operator, Colour Film Developing	19	0	19
	Machine Operator, Meat and Fish Preserving	7	0	7
	Machine Operator, Packing	4	0	4
	Machine Operator, Sewing	2	0	2
	Mechanical Engineer, Motors and Engines (Except Marine)	2	0	2
	Metal Furnace Operator	1	0	1
	Painter, Vehicle	2	0	2
	Shop Assistant	1	0	1
	Turner/Fitter	1	0	1
	Tyre Rebuilder, Machine	2	0	2
	Welder, Thermite	2	0	2
	Welders and Flame-Cutters	4	0	4
	Sub Total	64	0	64
Transportation and Storage	Cable Worker, Electric Power, Underground Cables	1	0	1
	Technical and Mechanical Officer	2	0	2

Table 29 (cont'd)- Number of NEW work permits issued by industrial group, occupation & sex, November 2022

Industrial Group	Occupation	Male	Female	Both sexes
Transportation and Storage (cont'd)	Sub Total	3	0	3
Hotels & Restaurants	Commis Kitchen	7	0	7
	Cook, Chinese Cuisine	1	0	1
	Cook, Indian Cuisine	4	0	4
	Cooks	6	0	6
	Customer and Operation Coordinator	1	0	1
	Entertainment Manager	0	1	1
	Handyman/Handywoman, Building Maintenance	1	0	1
	Indian Chef	1	0	1
	Instructor, Swimming	1	0	1
	Manager, Social Club	1	0	1
	Managing Supersor, Guest House	1	0	1
	Office Manager, Employers' Organisation	0	1	1
	Office Manager, Political Party	1	0	1
	Sports Coach	2	0	2
	Working Proprietor, Tailoring Establishment/Boutique	0	1	1
	Sub Total	27	3	30
Real Estate Activities	Machine Operator, Packing	25	0	25
	Machine Operator, Sewing	1	0	1
	Metal Working Machine Setter Operator, General	1	0	1
	Sub Total	27	0	27
Health and social work activities	Nursing and Midwifery Professionals	0	1	1
	Nursing Officer	1	7	8
	Radiographer	0	1	1
	Sub Total	1	9	10
Other community, social and personal service	Biologist, General	1	1	2
	Football Player	9	0	9
	Jockey, Professional	1	0	1
	Minister of Religion	1	0	1
	Religious Professionals	3	1	4
	Religious Worker, Non-Ordained	1	0	1
	Sculptor	3	0	3
	Senior Administrator of Christian Religious Organisation	1	1	2
	Senior Administrator of Hindu Religious Organisation	1	0	1
	Senior Administrator of Muslim Religious Organisation	2	0	2
	Senior Administrators of Religious Organisations	1	0	1
	Spa Therapist	0	1	1
	Sub Total	24	4	28

Table 29 (cont'd)- Number of NEW work permits issued by industrial group, occupation & sex, November 2022

Industrial Group	Occupation	Male	Female	Both sexes
Private households with employed persons	Carer	2	0	2
	Executive Housekeeper	1	0	1
	Housekeeper, Domestic	0	1	1
	Housemaid	15	3	18
	Matron Housekeeping	0	1	1
	Sub Total	18	5	23
Total		1,224	209	1,433

Table 30 - Number of work permits RENEWED by industrial group, occupation & sex, November 2022

Sector	Occupation	Male	Female	Both sexes
Agriculture, hunting and forestry	Cane Harvesting Equipment Operator	1	0	1
	Green House and Budding Operator	2	0	2
	Managing Supervisor, Small Agricultural Estate/Plantation	1	0	1
	Plant Operator Fertilizer, Manufacturing	1	0	1
	Poultry Farm Skilled Worker	2	0	2
	Poultry Producers and Skilled Workers	4	0	4
	Production Manager, Agriculture	1	0	1
	Supervisor and Foreman, Machine Packing and Labelling	1	0	1
	Subtotal	13	0	13
Manufacturing	Aluminium Fabricator	10	0	10
	Apprentice Mechanic, Precision Instruments	2	0	2
	Assembler, Metalworking Machine Tools	1	0	1
	Automobile Mechanic, Petrol	1	0	1
	Baker, General	2	0	2
	Brush Maker, Hand	13	0	13
	Cabinet Maker	1	0	1
	Carpenter, General	5	0	5
	Chemist, Quality Control	1	0	1
	Cook, Indian Cuisine	1	0	1
	Engraver and Etcher, Artistic	1	0	1
	Factory Manager	1	0	1
	Fish Cutter	7	28	35
	Fuel Injection, Pump Repairer	1	0	1
	Garment Cutter	1	0	1
	Glass Cutter	1	0	1
	Insulator, Accoustical	1	0	1
	Knitter, Garments, Hand	1	0	1
	Knitting Machine Operator, Garment	14	0	14
	Laboratory Technician, Chemical Laboratory	1	0	1
	Laundry Pressing Machine Operator	1	0	1
	Machine Operator, Bakery Products	5	0	5
	Machine Operator, Fabric Dyeing	2	0	2
	Machine Operator, Foodstuffs Dehydrating	1	0	1
	Machine Operator, Furniture Production	3	0	3
	Machine Operator, Garment Dyeing	1	0	1
	Machine Operator, Noodle Production	1	0	1
	Machine Operator, Pastry Production	1	0	1

Table 30 (cont'd)- Number of work permits RENEWED by industrial group, occupation & sex, November 2022

Sector	Occupation	Male	Female	Both sexes
Manufacturing (cont'd)	Machine Operator, Printing General	1	0	1
	Machine Operator, Sewing	284	109	393
	Machine Operator, Sewing Leather	1	0	1
	Machine Operator, Spinning, Thread and Yarn	13	0	13
	Machine Operator, Textile Printing	6	0	6
	Machine Operator, Textile Water-Proofing	2	0	2
	Machine Operator, Yarn-Dyeing	1	0	1
	Managing Supervisors in Manufacturing	1	0	1
	Mechanical Engineer, General	1	0	1
	Metal Working Machine Setter Operator, General	9	0	9
	Production Engineering, Trainee Technician	1	0	1
	Quality Assurance Officer	1	0	1
	Sewer, Mattress	1	0	1
	Structural-Steel Worker, Workshop	1	0	1
	Supervisor and Foreman, Aluminium Product Making	1	0	1
	Trainer, Automobile Mechanic	1	0	1
	Tyreman	2	0	2
	Upholsterer, General	1	0	1
	Weaving and Knitting Machine Operators	3	0	3
	Subtotal	412	137	549
Construction	Aluminium Fabricator	2	0	2
	Barbender	5	0	5
	Bricklayers, Stonemasons, Floor Layers and Tile Setters	7	0	7
	Building Construction Labourer	5	0	5
	Carpenter, General	15	0	15
	Concrete Shutterer	2	0	2
	Construction Carpenter	8	0	8
	Electrical Engineering Technician	1	0	1
	Electrical Engineering Technician General	1	0	1
	Electrical Engineering Technician, High Voltage	1	0	1
	Electrician, General	4	0	4
	Engineer, Building Construction	5	1	6
	Excavating Machine Operator	0	0	0
	Excavator Loader on P Types	1	0	1
	Head Cook	1	0	1
	Managing Supervisors in Construction	2	0	2
	Marble Setter	1	0	1

Table 30 (cont'd)- Number of work permits RENEWED by industrial group, occupation & sex, November 2022

Sector	Occupation	Male	Female	Both sexes
Construction (cont'd)	Mason, General	50	0	50
	Mason, Monument	2	0	2
	Mechanical Engineers	1	0	1
	Plumber, General	1	0	1
	Roller Shutter Fixer	1	0	1
	Roof Tiles Plant Operator	5	0	5
	Steel Fixer	5	0	5
	Stonemason, Construction	6	0	6
	Tile Setter	9	0	9
	Subtotal	141	1	142
Wholesale and retail trade, repair of motor vehicles, motorcycles and personal and household goods	Fruit and Vegetable Canner	1	0	1
	Handicraft Worker, Garments	1	0	1
	Machine Operator, Bakery Products	1	0	1
	Machine Operator, Coremaking, Metal	1	0	1
	Machine Operator, Embroidery	1	0	1
	Machine Operator, Sewing	3	0	3
	Mechanical Engineer, General	1	0	1
	Metallurgist, General	2	0	2
	Subtotal	11	0	11
Transport and storage	Call Centre Operator	6	4	10
	Communication Officer	1	0	1
	Subtotal	7	4	11
Hotels and Restaurants	Cook, Hotel/Restaurant	2	0	2
	Cook, Indian Cuisine	3	0	3
	Indian Chef	1	0	1
	Managing Supervisors of Restaurants, Hotels and Guest Houses	4	0	4
	Sub Total	10	0	10
Financial and insurance activities	Risk Advisory	0	1	1
	Sub Total	0	1	1
Real estate, renting and business activities	Director/Chief Executive, Corporate Organisation (Private Sector)	1	0	1
	Gas and Electric Welder, General	2	0	2
	Tent Decorator	1	0	1
	Sub Total	4	0	4

Table 30 (cont'd)- Number of work permits RENEWED by industrial group, occupation & sex, November 2022

Sector	Occupation	Male	Female	Both sexes
Education	Head Cook	1	0	1
	Sub Total	1	0	1
Human Health and Social Work Activities	Cook, Hospital	1	0	1
	Cook, Indian Cuisine	1	0	1
	Cooks	1	0	1
	Laboratory Technician, Physical Laboratory	2	1	3
	Nurse	1	1	2
	Nursing officer	0	1	1
	Nursing Officer	9	3	12
	Sub Total	15	6	21
Other community, social and Personal Service	Conservation Officer	0	1	1
	Football Player	4	0	4
	Imam	1	0	1
	Jockey, Professional	3	0	3
	Musician	1	0	1
	Priest	2	0	2
	Senior Administrator of Christian Religious Organisation	1	0	1
	Senior Administrator of Hindu Religious Organisation	1	0	1
	Senior Administrator of Muslim Religious Organisation	4	0	4
	Senior Administrators of Religious Organisations	1	0	1
	Sub Total	18	1	19
Private households with employed persons	Carer	1	0	1
	Housemaid	1	1	2
	Maid, Linen	1	0	1
	Sub Total	3	1	4
Total		635	151	786

Table 31 - Number of new work permits issued and renewed work permits by country of origin & sex, November 2022

Country	New			Renewed			Grand Total
	Male	Female	Both sexes	Male	Female	Both sexes	
Bangladesh	369	169	538	380	127	507	1045
Brazil	1	0	1	2	0	2	3
Burkina Faso	2	0	2	0	0	0	2
Cameroon	1	0	1	0	0	0	1
Canada	1	0	1	0	0	0	1
China	15	2	17	11	1	12	29
Comoro Islands	0	1	1	0	0	0	1
Congo	2	1	3	0	0	0	3
Egypt	0	0	0	1	0	1	1
France	1	1	2	1	0	1	3
Ghana	5	0	5	0	0	0	5
Guinea	2	0	2	0	0	0	2
India	441	8	449	165	7	172	621
Indonesia	0	1	1	0	0	0	1
Ivory Coast	2	0	2	2	0	2	4
Kenya	1	0	1	2	0	2	3
Madagascar	95	15	110	56	13	69	179
Morocco	1	0	1	0	0	0	1
Nepal	270	1	271	6	0	6	277
Nigeria	2	0	2	2	0	2	4
Philippines	0	0	0	0	1	1	1
Senegal	1	1	2	0	0	0	2
South Africa	3	1	4	2	0	2	6
Sri Lanka	7	6	13	5	1	6	19
Tunisia	2	1	3	0	0	0	3
United Kingdom	0	1	1	0	1	1	2
Total	1,224	209	1,433	635	151	786	2,219

Figure 5 - Distribution (%) of new work permits & renewed work permits by country of origin, November 2022

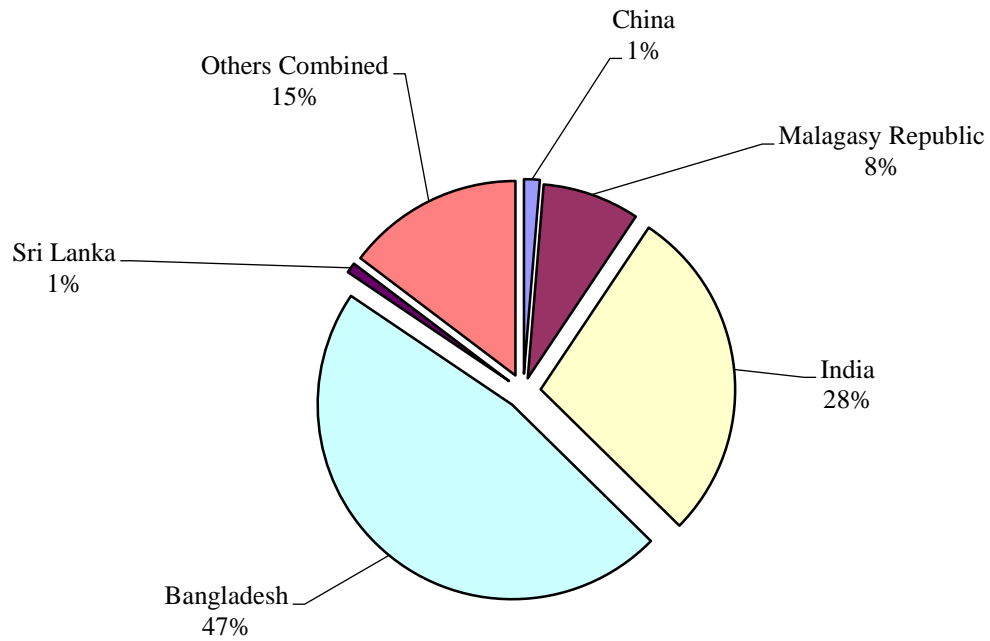


Figure 6 - Number of new work permits & renewed work permits by industrial group, November 2022

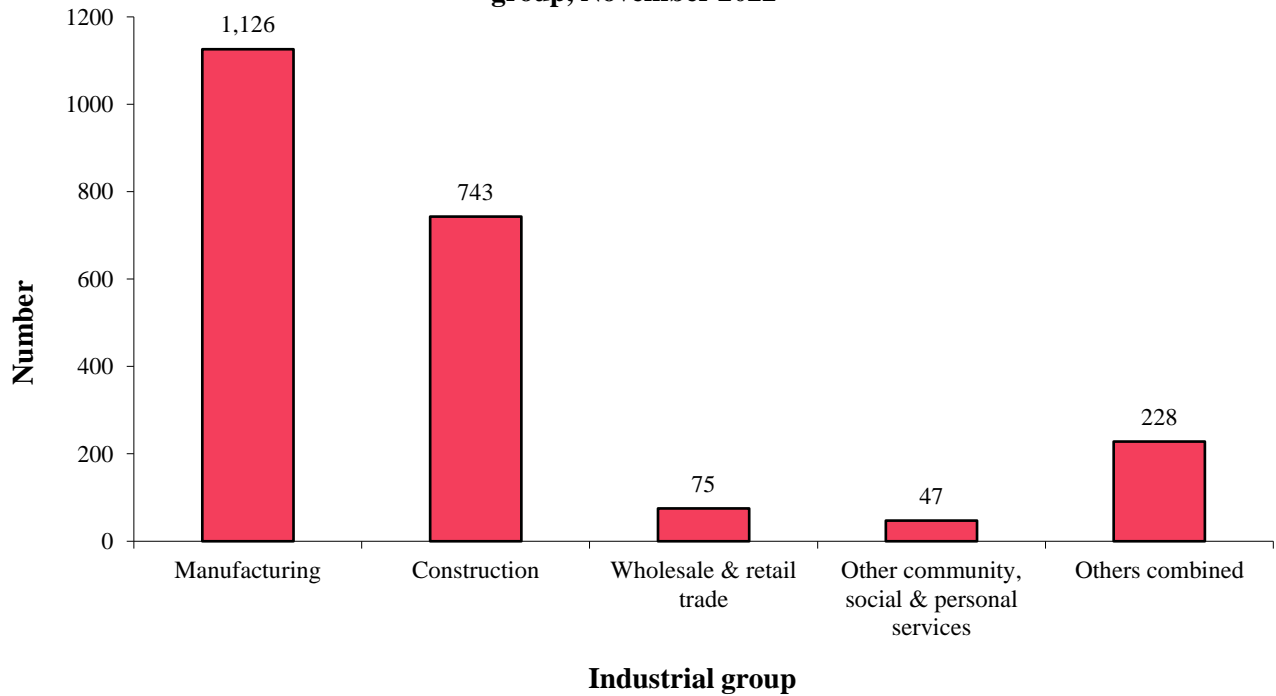


Table 32 - Number of new and renewed work permits by industrial group & sex, November 2022

Industrial group	New			Renewed			Total		
	Male	Female	Both sexes	Male	Female	Both sexes	Male	Female	Both sexes
Agriculture, Hunting, Forestry and Fishing	70	0	70	13	0	13	83	0	83
Manufacturing	392	185	577	412	137	549	804	322	1,126
Construction	598	3	601	141	1	142	739	4	743
Wholesale And Retail Trade, Repair Of Motor Vehicles, Motorcycles And Personal And Household Goods	64	0	64	11	0	11	75	0	75
Transport and Storage	3	0	3	7	4	11	10	4	14
Hotels and Restaurants	27	3	30	10	0	10	37	3	40
Financial and Insurance Activities	0	0	0	0	1	1	0	1	1
Real Estate, Renting And Business Activities	27	0	27	4	0	4	31	0	31
Education	0	0	0	1	0	1	1	0	1
Health And Social Work	1	9	10	15	6	21	16	15	31
Other Community, Social And Personal Service	24	4	28	18	1	19	42	5	47
Private households with employed persons	18	5	23	3	1	4	21	6	27
Total	1,224	209	1,433	635	151	786	1,859	360	2,219

Table 33 - Number of certificates of exemption issued and renewed by country of origin & sex, November 2022

Country	New	Renewed	Grand Total
China	3	0	3
France	5	0	5
India	175	215	390
Kenya	0	1	1
Madagascar	8	0	8
Nepal	0	3	3
Serbia	1	0	1
South Africa	1	0	1
Uganda	0	1	1
United States of America	1	0	1
Total	194	220	414

Table 34 - Number of valid work permits and certificates of exemption by industrial group & sex, as at end of November 2022

Industrial group	Valid Work Permits			Certificates of Exemption			Grand Total		
	Male	Female	Both sexes	Male	Female	Both sexes	Male	Female	Both sexes
Agriculture, Hunting, Forestry and Fishing	941	13	954	233	0	233	1,174	13	1,187
Mining And Quarrying	9	0	9	0	0	0	9	0	9
Manufacturing	16,208	4,347	20,555	0	0	0	16,208	4,347	20,555
Electricity, Gas And Water Supply	15		15	0	0	0	15	0	15
Construction	5,593	17	5,610	6,069	3	6,072	11,662	20	11,682
Wholesale And Retail Trade, Repair Of Motor Vehicles, Motorcycles And Personal And Household Goods	1,646	19	1,665	2	0	2	1,648	19	1,667
Transport, Storage And Communications	194	150	344	5	0	5	199	150	349
Hotels And Restaurants	449	43	492	0	1	1	449	44	493
Information Technology	9	4	13	0	0	0	9	4	13
Financial Intermediation	33	7	40	20	13	33	53	20	73
Real Estate, Renting And Business Activities	310	10	320	0	0	0	310	10	320
Public Administration And Defence; Compulsory Social Security	4	2	6	52	25	77	56	27	83
Education	8	10	18	41	41	82	49	51	100
Health And Social Work	121	91	212	2	1	3	123	92	215
Other Community, Social And Personal Service	485	107	592	34	27	61	519	134	653
Private Households With Employed Persons	60	51	111	0	0	0	60	51	111
Extra-territorial Organisations and Bodies	0	0	0	17	18	35	17	18	35
Total	26,085	4,871	30,956	6,475	129	6,604	32,560	5,000	37,560

Table 35 - Number of valid work permits and certificates of exemption by country of origin & sex, as at end of November 2022

Country of origin	Valid Work Permits			Certificates of exemption			Grand Total		
	Male	Female	Both sexes	Male	Female	Both sexes	Male	Female	Both sexes
Algeria	0	1	1	0	0	0	0	1	1
Australia	6	0	6	2	1	3	8	1	9
Bangladesh	12,442	3,136	15,578	77	0	77	12,519	3,136	15,655
Belgium	1	3	4	1	0	1	2	3	5
Botswana	1	0	1	1	1	2	2	1	3
Brazil	6	1	7	0	0	0	6	1	7
Burkina Faso	4	0	4	0	0	0	4	0	4
Burundi	1	0	1	0	1	1	1	1	2
Cameroon	13	1	14	0	0	0	13	1	14
Canada	1	5	6	0	1	1	1	6	7
Chile	1	0	1	0	0	0	1	0	1
China, People's Republic of	290	32	322	15	26	41	305	58	363
Comoro Islands	0	1	1	0	0	0	0	1	1
Congo	4	4	8	0	0	0	4	4	8
Cuba	1	0	1	1	0	1	2	0	2
Czech Republic	0	1	1	0	0	0	0	1	1
Djibouti	0	1	1	0	1	1	0	2	2
Egypt	3	0	3	0	0	0	3	0	3
El Salvador	0	0	0	1	0	1	1	0	1
Ethiopia	3	0	3	3	0	3	6	0	6
France	33	23	56	66	76	142	99	99	198
Germany	2	3	5	2	0	2	4	3	7
Ghana	8	1	9	0	1	1	8	2	10
Greece	0	0	0	1	0	1	1	0	1
Guinea	2	0	2	0	0	0	2	0	2
Honduras	1	0	1	0	0	0	1	0	1
Hong Kong	1	0	1	0	0	0	1	0	1
India	9,292	270	9,562	5,921	6	5,927	15,213	276	15,489
Indonesia	18	32	50	75	3	78	93	35	128
Ireland	0	1	1	0	0	0	0	1	1
Italy	4	2	6	1	0	1	5	2	7
Ivory Coast	20	1	21	0	0	0	20	1	21
Japan	0	0	0	3	2	5	3	2	5
Jordan	0	0	0	1	0	1	1	0	1
Kenya	31	39	70	0	1	1	31	40	71
Korea, Republic of	3	0	3	2	0	2	5	0	5
Laos	0	1	1	0	0	0	0	1	1
Luthiana	0	1	1	0	0	0	0	1	1
Malagasy Republic	2,585	1,062	3,647	179	0	179	2,764	1,062	3,826
Malaysia	2	3	5	0	0	0	2	3	5
Mexico	1	0	1	0	0	0	1	0	1

Table 35 (Cont'd) - Number of valid work permits and certificates of exemption by country of origin & sex, as at end of November 2022

Country of origin	Valid Work Permits			Certificates of exemption			Grand Total		
	Male	Female	Both sexes	Male	Female	Both sexes	Male	Female	Both sexes
Morocco	2	4	6	0	0	0	2	4	6
Mozambique	2	0	2	0	1	1	2	1	3
Nepal	834	10	844	56	0	56	890	10	900
Nigeria	14	0	14	0	0	0	14	0	14
Pakistan	9	0	9	0	0	0	9	0	9
Philippines	8	16	24	23	0	23	31	16	47
Poland	2	0	2	0	0	0	2	0	2
Portugal	1	0	1	0	0	0	1	0	1
Rwanda	1	0	1	1	3	4	2	3	5
Senegal	3	2	5	0	0	0	3	2	5
Serbia	0	0	0	3	0	3	3	0	3
Seychelles	2	0	2	3	1	4	5	1	6
Singapore	0	0	0	7	0	7	7	0	7
South Africa	41	8	49	4	3	7	45	11	56
South Korea	2	0	2	0	0	0	2	0	2
Spain	3	1	4	0	0	0	3	1	4
Sri Lanka	341	180	521	1	0	1	342	180	522
Switzerland	3	0	3	0	0	0	3	0	3
Syria	2	0	2	0	0	0	2	0	2
Taiwan	2	1	3	2	0	2	4	1	5
Tanzania	2	0	2	1	0	1	3	0	3
Thailand	1	3	4	0	0	0	1	3	4
Togo	0	0	0	1	0	1	1	0	1
Tunisia	3	3	6	0	0	0	3	3	6
Turkey	3	0	3	0	0	0	3	0	3
Uganda	0	3	3	2	0	2	2	3	5
United Kingdom	11	6	17	10	1	11	21	7	28
United Arab of Emirates	0	0	0	1	0	1	1	0	1
United States of America	2	3	5	5	0	5	7	3	10
Vietnam	1	0	1	0	0	0	1	0	1
Yemen	1	0	1	0	0	0	1	0	1
Zambia	0	1	1	1	0	1	1	1	2
Zimbabwe	9	5	14	2	0	2	11	5	16
Total	26,085	4,871	30,956	6,475	129	6,604	32,560	5,000	37,560

SECTION II



Section II - Rodrigues

1. Introduction

This section presents data on registered jobseekers for Rodrigues Island. The functioning of the Employment Information Centre in Rodrigues is similar to that in Mauritius.

2. Registered Unemployed

The number of registered unemployed as at the end of November 2022 was 3,846 (1,566 males and 2,280 females), while the number of registrants in employment amounted to 1,243 consisting of 574 males and 669 females (Table 1.1). 47% of the unemployed persons were aged between 16 and 29 years (Table 1.2).

Table 1.1 - Number of registered Unemployed and In Employment jobseekers by sex, as at end November 2022

Registered Jobseekers	Male	Female	Both sexes
Unemployed	1,566	2,280	3,846
In Employment	574	669	1,243
Total	2,140	2,949	5,089

Table 1.2 - Number of registered unemployed and in employment by sex and age group, as at end November 2022

Age group	Unemployed						In employment					
	Male		Female		Total		Male		Female		Total	
	Number	%	Number	%	Number	%	Number	%	Number	%	Number	%
16 - 29	748	48	1,069	47	1,817	47	277	48	316	47	593	48
30 - 39	408	26	784	34	1,192	31	164	29	255	38	419	34
40+	410	26	427	19	837	22	133	23	98	15	231	19
Total	1,566	100	2,280	100	3,846	100	574	100	669	100	1,243	100

The educational attainment of unemployed registrants was mainly in the category “Form I to V (including SC failed)” at 37%. Only 101 registrants had their Higher School Certificate. The length of unemployment of 17% of the registered unemployed was less than 2 years, and about 65% had been looking for work for 5 years or more. The average length of registration worked out to 4.0 years (Tables 1.3 and 1.4).

Table 1.3 - Registered unemployed jobseekers by qualification and sex, as at end of November 2022

Qualification	Male		Female		Total	
	Number	%	Number	%	Number	%
Education Nil + Std VI Failed	606	39	478	21	1,084	28
Standard VI Passed	215	14	245	11	460	12
Form I to V (including SC failed)	477	30	949	42	1,426	37
SC	218	14	505	22	723	19
HSC	35	2	66	3	101	3
Professional	15	1	37	2	52	1
Total	1,566	100	2,280	100	3,846	100

As regards previous work experience, 574 registrants had, in the past, worked or were qualified to work as “Craft & related trades workers”. The proportion of those who have never worked and did not possess any technical or professional qualifications is higher among female unemployed; 14% of the latter have never worked, compared to 4% of males unemployed (Table 1.5).

3. New registrants and re-registrants

For the month of November 2022, 31 new unemployed jobseekers have registered themselves consisting of 21 males and 10 females. The number of unemployed re-registrants and the number of unemployed jobseekers who reported for maintaining their registration are 64 (33 males and 31 females) and 1,098 (439 males and 659 females) respectively.

For in employment, there was 4 new registrants (2 males and 2 females) and 9 re-registrants (5 males and 4 females). 325 (149 males and 176 females) in employment registrants reported to the Employment Information Centres to maintain their registration (Table 1.6).

4. Registered unemployed with disabilities

Among the 3,846 unemployed registrants, there were 12 persons with disabilities who were looking for work comprising of 6 males and 6 females (Table 1.7).

Table 1.4 - Number of registered unemployed by qualification, length of registration, sex and age-group, Island of Rodrigues, as at end of November 2022

Qualification	Age-group Length of Registration	Male					Female					Both sexes				
		16 - 19	20 - 29	30 - 39	40+	Total	16 - 19	20 - 29	30 - 39	40+	Total	16 - 19	20 - 29	30 - 39	40+	Total
Education Nil +Std VI Failed	Less than 1 year	3	25	11	19	58	5	16	10	17	48	8	41	21	36	106
	1 yr but < 2 yrs	3	10	4	4	21	1	10	6	7	24	4	20	10	11	45
	2 yrs but < 3 yrs	0	9	3	5	17	0	7	2	5	14	0	16	5	10	31
	3 yrs but < 4 yrs	0	5	5	3	13	0	10	8	4	22	0	15	13	7	35
	4 yrs but < 5 yrs	0	6	6	6	18	0	10	13	10	33	0	16	19	16	51
	5 yrs and above	0	34	153	292	479	0	20	126	191	337	0	54	279	483	816
	Total	6	89	182	329	606	6	73	165	234	478	12	162	347	563	1,084
Standard VI (Passed)	Less than 1 year	7	15	2	2	26	5	10	6	2	23	12	25	8	4	49
	1 yr but < 2 yrs	0	5	2	1	8	0	3	2	1	6	0	8	4	2	14
	2 yrs but < 3 yrs	0	4	1	0	5	0	5	1	0	6	0	9	2	0	11
	3 yrs but < 4 yrs	0	6	1	1	8	0	5	1	2	8	0	11	2	3	16
	4 yrs but < 5 yrs	0	12	1	1	14	0	20	4	4	28	0	32	5	5	42
	5 yrs and above	0	57	71	26	154	0	67	60	47	174	0	124	131	73	328
	Total	7	99	78	31	215	5	110	74	56	245	12	209	152	87	460
Form I to V (including SC failed)	Less than 1 year	23	47	5	2	77	20	42	4	0	66	43	89	9	2	143
	1 yr but < 2 yrs	11	43	2	0	56	11	40	3	0	54	22	83	5	0	110
	2 yrs but < 3 yrs	0	48	3	0	51	0	50	5	2	57	0	98	8	2	108
	3 yrs but < 4 yrs	0	26	0	3	29	0	55	3	2	60	0	81	3	5	89
	4 yrs but < 5 yrs	0	28	1	2	31	0	48	11	2	61	0	76	12	4	92
	5 yrs and above	0	92	105	36	233	0	202	343	106	651	0	294	448	142	884
	Total	34	284	116	43	477	31	437	369	112	949	65	721	485	155	1,426

Table 1.4 (cont'd) - Number of registered unemployed by qualification, length of registration, gender and age group, Island of Rodrigues, as at end of November 2022

Qualification	Age-group Length of Registration	Male					Female					Both sexes				
		16 - 19	20 - 29	30 - 39	40+	Total	16 - 19	20 - 29	30 - 39	40+	Total	16 - 19	20 - 29	30 - 39	40+	Total
SC	Less than 1 year	11	19	0	0	30	13	18	0	1	32	24	37	0	1	62
	1 yr but < 2 yrs	4	23	0	0	27	11	26	0	0	37	15	49	0	0	64
	2 yrs but < 3 yrs	1	21	0	0	22	0	47	0	0	47	1	68	0	0	69
	3 yrs but < 4 yrs	0	22	3	0	25	0	31	1	1	33	0	53	4	1	58
	4 yrs but < 5 yrs	0	15	1	1	17	0	24	3	0	27	0	39	4	1	44
	5 yrs and above	0	67	25	5	97	0	153	157	19	329	0	220	182	24	426
	Total	16	167	29	6	218	24	299	161	21	505	40	466	190	27	723
HSC	Less than 1 year	1	13	0	0	14	1	12	0	0	13	2	25	0	0	27
	1 yr but < 2 yrs	0	7	0	0	7	1	18	0	0	19	1	25	0	0	26
	2 yrs but < 3 yrs	0	4	0	0	4	0	4	0	0	4	0	8	0	0	8
	3 yrs but < 4 yrs	0	1	0	0	1	0	5	0	0	5	0	6	0	0	6
	4 yrs but < 5 yrs	0	2	0	0	2	0	3	0	0	3	0	5	0	0	5
	5 yrs and above	0	5	1	1	7	0	17	5	0	22	0	22	6	1	29
	Total	1	32	1	1	35	2	59	5	0	66	3	91	6	1	101
Professional	Less than 1 year	0	6	0	0	6	0	6	0	0	6	0	12	0	0	12
	1 yr but < 2 yrs	0	0	0	0	0	0	2	0	0	2	0	2	0	0	2
	2 yrs but < 3 yrs	0	1	0	0	1	0	0	0	0	0	0	1	0	0	1
	3 yrs but < 4 yrs	0	0	0	0	0	0	1	0	0	1	0	1	0	0	1
	4 yrs but < 5 yrs	0	1	0	0	1	0	1	0	0	1	0	2	0	0	2
	5 yrs and above	0	5	2	0	7	0	13	10	4	27	0	18	12	4	34
	Total	0	13	2	0	15	0	23	10	4	37	0	36	12	4	52
Grand Total		64	684	408	410	1,566	68	1,001	784	427	2,280	132	1,685	1,192	837	3,846

Figure 7 - Registered unemployed (%) by educational attainment for Island of Rodrigues, as at end of November 2022

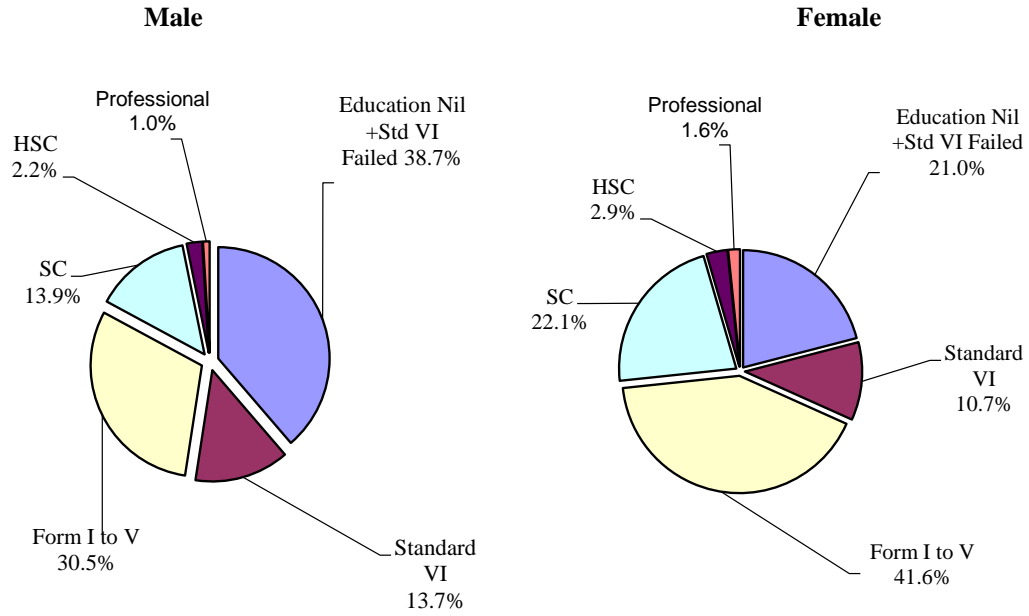


Figure 8 - Number of registered unemployed by age group & sex for Island of Rodrigues, as at end of November 2022

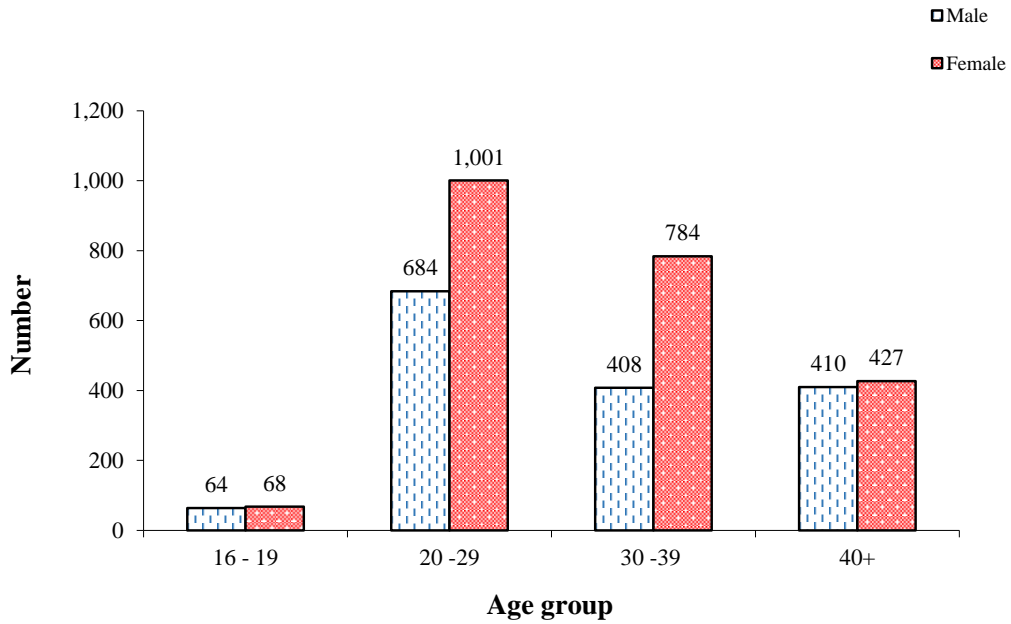


Table 1.5 - Number of registered unemployed by occupational group and sex, Island of Rodrigues, as at end of November 2022

Occupational group	Male	Female	Both sexes
Managers	6	3	9
Professionals	15	20	35
Technicians & Associate Professionals	35	96	131
Clerical support workers	26	174	200
Service & sales workers	146	592	738
Skilled agricultural, forestry & fishery workers	168	71	239
Craft & related trades workers	346	228	574
Plant & machine operators & assemblers	105	55	160
Elementary occupations	653	722	1,375
New workers seeking employment	66	319	385
Total	1,566	2,280	3,846

Table 1.6 - Number of Unemployed and In Employment new registrants, re-registrants & those who reported for maintaining their registration by sex, Island of Rodrigues, November 2022

Type of registration	Unemployed			In Employment			Total		
	Male	Female	Both sexes	Male	Female	Both sexes	Male	Female	Both sexes
New Registration	21	10	31	2	2	4	23	12	35
Re-registration	33	31	64	5	4	9	38	35	73
Reported	439	659	1,098	149	176	325	588	835	1,423
Total	493	700	1,193	156	182	338	649	882	1,531

Table 1.7 - Number of registered unemployed with disabilities by nature of disability and sex, Island of Rodrigues, as at end of November 2022

Nature of disability	Male	Female	Both sexes
Abnormal movement of body parts	0	2	2
Deaf and Dumb	1	0	1
Deformation of body parts since birth	1	0	1
Disabled following surgical operation or illness	1	1	2
Epileptic	1	1	2
Partly Blind	1	1	2
Partly Deaf	1	1	2
Total	6	6	12

GLOSSARY

Active Population or Labour Force - active population or labour force is made up of employed and unemployed population.

Activity Rate - activity rate is the ratio (%) of labour force to population aged 16+ (active and inactive population)

Back to Work Programme (BTWP) - a programme launched in June 2015, is meant for women above 35 years of age to enable them take up or resume employment. All women should register first as unemployed at the EIC before applying at BTWP.

Certificate of Exemption- the Employment (Non-Citizens) (Restriction) Exemptions Regulations 1970, stipulates that certain categories of expatriates are exempted from a work permit during his/her period of employment in Mauritius.

De-Registration - jobseekers who fail to maintain their registration during the month and consequently their applications are removed from the live register and placed in a dormant register.

Disability - any limitation to perform a daily life activity in a manner considered normal for persons of their age.

Dual Training Programme (DTP) - a programme launched in 2015 is a mix of practical on-the-job training and classroom studies. The main objective of the DTP is to address the problem of skills mismatch in the labour market and to ensure the availability of skilled manpower for employers.

Educational attainment - the highest level of education completed, whereas for persons attending school, it refers to the standard, form or course being attended.

Employment - employed population aged 16 years and above (16+) who have worked for pay, profit or family gain for at least one hour during the reference week of a month. It includes those who are temporarily absent from work for reasons such as leave with pay, leave without pay and temporary disorganisation of work (bad weather, breakdown of equipment, lack of order, etc.).

Employment Information Centres (EIC) - the thirteen public Employment Office found in Mauritius and one in Rodrigues where among others attention is being given to jobseekers.

Industrial Group - the national classification based on ISIC (International Industrial Classification of Economic Activities) Rev 3 of United Nations is the reference classification of productive activities. Its main purpose is to provide a set of activity categories that can be utilised for the collection and reporting of statistics according to such activities.

In-employment jobseekers at EIC - persons who are in some sort of employment and are in search of a well remunerated or secured job.

Inflation rate - inflation rate as measured by the Consumer Price Index (CPI) is the percentage change in the level of prices from one period to another. It is measured by comparing the average level of prices during a twelve-month period with the average level during the corresponding previous twelve-month period. The CPI is an indicator of changes over time in the general level of goods and services acquired by Mauritian consumers.

Jobseeker - Any citizen of Mauritius aged 16 years and above who is actively looking for employment and is available to work.

Job Management System - The website of the National Employment Department, where employers and jobseekers interact freely. The website <https://mauritiusjobs.govmu.org> was launched in June 2014. Jobseekers register their Curriculum Vitae (CV) and apply for jobs; while employers input vacancies and search for candidates.

Labour migration - The movement of people from one country to another for employment in a better environment.

Live Register - the database of jobseekers who are registering at the National Employment Department.

Magazine de L'Emploi et des Metiers - A television programme for broadcast of vacancies and information on the world of work. It also includes radio talk shows and debates on television relating to the labour market.

New registrant - a jobseeker who apply for registration for the first time at the National Employment Department.

New and renewed work permit - Each time when enterprises initially apply for the work permit of foreign workers for the first time at the Ministry of Labour, Human Resource Development and

Training and employ them for the first time, the work permit is considered as new. In case the foreigners move from the actual enterprise for another enterprise, the valid work permit is cancelled and again a new work permit rather than renewed work permit is issued. But in case of expiry of the current work permit and the foreign worker is still working for the same enterprise, the work permit is renewed. Applications should be submitted two months prior to the expiry of the current work permit. Applications for renewal of work permits received after expiry of current work permits is not accepted

Occupational Group - the National Classification of Occupations 2009 (NCO-09) adopted from International Standards Classification of Occupations 2008 (ISCO-08) which is a document of the International Labour Organisation (ILO) and is a tool for organising jobs in a clearly defined set of groups and according to the specificity of the tasks and duties undertaken in the job.

Placement - the offer of a decent and remunerative job/internship to a jobseeker.

Public Sector - It comprises of organisations that are owned and operated by Government and exist to provide services for its citizens.

Real Gross Domestic Product (GDP) Growth Rate - the rate of change that GDP at basic prices (amount receivable by the producer exclusive of taxes and inclusive of subsidies on products) changes/grows from one year to another after removing price effect. GDP is the aggregate money value of all goods and services produced within a country out of economic activity during a specified period, usually a year, before provision for the consumption of fixed capital.

Registered unemployed and in-employment at EIC - Only those persons who actively and continuously maintain their registration at EIC are included as registered. The live register comprise of new registrants, re-registrants and those maintaining their registration.

Reported - jobseekers who are maintaining their names on the live register of the National Employment Department.

Re-registrants - those who have ceased registration for a period not exceeding two years, and come back to be re-admitted on the live register. If the break is more than two years then the case will be considered as a new one.

Trainee Engineer Scheme – Government announced a special scheme in the Budget Programme 2016 – 2017. The scheme aimed at providing practical training for graduates in Engineering in order to enable

them to qualify for registration with the Council of Registered Professional Engineers (CRPE) of Mauritius and to operate as full-fledged Engineers.

Unemployment (Continuous Multi-Purpose Household Survey) - unemployment population comprise all Mauritians aged 16+ who are not working but who are looking for work and are available for work during the reference period.

Unemployed registered jobseekers at EIC - jobseekers aged 16 years and above registered as unemployed at EIC who are without work, currently available for work and actively seeking for work limited to Mauritian citizen residing in Mauritius and Rodrigues Island.

Unemployment rate - unemployment rate is the ratio (%) of unemployment to labour force.

Vacancy - a position in an enterprise that is vacant and a call for suitable candidate is being made.

Valid work permit - The non-citizens (Employment Restriction) Act 1973, stipulates that a non-citizen shall not engage in any occupation in Mauritius for reward or profit or be employed in Mauritius unless there is in force in relation to him a valid permit and he engages in the occupation, or is employed in accordance with any condition which may be specified in the permit. The Act also stipulates that “no person shall have a non-citizen in his employment in Mauritius without there being in force a valid permit in relation to that employment.”

Work Permit - a legal document authorising a person under certain conditions to take employment in Mauritius.

Workfare Programme - The Workfare Programme (WP) was initiated by Government to protect laid off workers in the difficult phase of their lives by providing them financial relief and assistance in terms of job placement, training /re-skilling and starting up a business. It has been incorporated in the new Labour Laws under the Employment Rights Act 2008 and became effective following proclamation of the Act on 02 February 2009.

Youth Employment Programme (YEP) - a programme which started in 2013 for unemployed youth aged between 16 and 35 years and provides them with training and placement in an enterprise for an initial period of one year with the possibility of one additional year of placement with another enterprise. All youth should register first as unemployed at the EIC before applying at YEP.



NATIONAL EMPLOYMENT DEPARTMENT

11th Floor, Victoria House,
C/r St Louis & Barracks Streets,
Port-Louis

■ Mauritius Jobs
405 0129
<https://mauritiusjobs.govmu.org/>

■ Back To Work Programme
405 0120 / 405 0121
www.backtowork.mu

■ Dual Training Programme
405 0123
<https://mauritiusjobs.govmu.org/>

■ Youth Employment Programme
405 0111 / 36
405 0185 / 82
www.yep.mu

■ Labour Market Information System
405 0126 / 27
<https://mauritiusjobs.govmu.org/>

■ Trainee Engineer Scheme
405 0131 / 405 0122
<https://mauritiusjobs.govmu.org/>